


PREPRINT  
NOT FOR REVIEW

**ma  
the  
ma  
tisch**

**cen  
trum**



---

AFDELING NUMERIEKE WISKUNDE  
(DEPARTMENT OF NUMERICAL MATHEMATICS)

NW 132/82

AUGUSTUS

P.W. HEMKER & P.M. DE ZEEUW

DEFECT CORRECTION FOR THE SOLUTION OF A  
SINGULAR PERTURBATION PROBLEM

Preprint

---

**amsterdam**

**1982**

**stichting  
mathematisch  
centrum**



---

AFDELING NUMERIEKE WISKUNDE  
(DEPARTMENT OF NUMERICAL MATHEMATICS)

NW 132/82

AUGUSTUS

P.W. HEMKER & P.M. DE ZEEUW

DEFECT CORRECTION FOR THE SOLUTION OF A  
SINGULAR PERTURBATION PROBLEM

Preprint

---

**kruislaan 413 1098 SJ amsterdam**

BIBLIOTHEEK MATHEMATISCH CENTRUM  
—AMSTERDAM—

*Printed at the Mathematical Centre, 413 Kruislaan, Amsterdam.*

*The Mathematical Centre, founded the 11-th of February 1946, is a non-profit institution aiming at the promotion of pure mathematics and its applications. It is sponsored by the Netherlands Government through the Netherlands Organization for the Advancement of Pure Research (Z.W.O.).*

Defect correction for the solution of a singular perturbation problem \*)

by

P.W. Hemker & P.M. de Zeeuw

ABSTRACT

A method is described for the accurate discretization of a differential equation in which the highest derivative is multiplied by a small parameter. It is well known that for such singular perturbation problems with a strongly asymmetric differential operator almost all discretizations are either unstable or inaccurate or direction dependent. By the combination, in an iterative process, of an inaccurate stable and an accurate unstable scheme we obtain an accurate stable solution, without adapting the scheme to the flow direction. In fact, two approximate solutions are obtained, that -uniformly in  $\epsilon$ - are both  $O(h^2)$  accurate in the smooth part of the solution. The difference between both solutions can be used for the detection of the unsmooth parts.

KEY WORDS & PHRASES: *singular perturbation problem; defect correction; stiff boundary-value problem*

---

\*) This report will be submitted for publication elsewhere.

## 1. INTRODUCTION

An iterative process is used to obtain the accurate solution of a singular perturbation problem. As a model problem we use the convection diffusion equation

$$(1a) \quad -\epsilon \Delta u + \vec{a} \cdot \nabla u = f,$$

on a bounded domain  $\Omega \subset \mathbb{R}^2$ , with either Dirichlet or natural boundary conditions

$$(1b) \quad u = g \text{ on } \partial\Omega_1,$$

$$(1c) \quad \vec{n} \epsilon \nabla u = h \text{ on } \partial\Omega_2,$$

where  $\vec{n}$  is the outward normal on the boundary  $\partial\Omega = \partial\Omega_1 \cup \partial\Omega_2$ .

The problem is written in symbolic form as

$$(2) \quad L_\epsilon u = f.$$

It is well known that for such a problem with a strongly asymmetric differential operator, the usual discretizations are either unstable (the usual symmetric discretization methods: central differences, finite elements or Bubnov-Galerkin methods) or inaccurate (artificial viscosity) or direction dependent (various streamline-upwind or Petrov-Galerkin discretizations). By the combination, in an iterative process, of an inaccurate stable and an accurate unstable scheme, we construct a solution which is accurate, uniformly for all  $\epsilon$ , without adapting the scheme to the subcharacteristic directions (flow-directions) in the problem.

In the iterative process two standard discretizations of (2) are used:

$$(3) \quad L_{\epsilon, h} u_h = f_h,$$

a standard accurate discretization (e.g. standard central differences or a finite element discretization with piecewise linear test and trial functions on a regular triangularization), which is unstable for  $\epsilon \ll h$ , and an artificial diffusion

(artificial viscosity) discretization

$$(4) \quad L_{\alpha, h} u_h = f_h,$$

which is the same as (3) but with  $\alpha = \epsilon + O(h)$ , whence (4) is stable. It is well known [6] that both discretizations yield bad results for small ratios  $\epsilon/h$ .

We combine the discretizations (3) and (4) in an iterative process of defect correction type. In case of a linear problem an elementary defect correction process generates a sequence of approximate solutions  $u^{(i)}$ ,  $i = 1, 2, 3, \dots$ , by the iteration (iterative refinement)

$$(5) \quad \begin{aligned} u^{(0)} &= 0, \\ \tilde{L}u^{(i+1)} &= f - Lu^{(i)} + \tilde{L}u^{(i)}. \end{aligned}$$

If  $\lim_{i \rightarrow \infty} u^{(i)} = u^*$  and  $\tilde{L}$  is injective, then  $u^*$  is the solution of the "target equation"

$$Lu = f.$$

$\tilde{L}$  is usually some approximation to  $L$ , for which the equation (5) is readily solved.

For our problem we study a "mixed" defect correction iteration with two target operators and two approximate operators. They are combined as:

$$(6a) \quad \begin{aligned} u^{(0)} &= 0, \\ \tilde{L}_1 u^{(i+\frac{1}{2})} &= f_1 - L_1 u^{(i)} + \tilde{L}_1 u^{(i)}, \end{aligned}$$

$$(6b) \quad \tilde{L}_2 u^{(i+1)} = f_2 - L_2 u^{(i+\frac{1}{2})} + \tilde{L}_2 u^{(i+\frac{1}{2})}$$

If this iteration converges, we obtain two "solutions"  $u^A = \lim_{i \rightarrow \infty} u^{(i)}$  and  $u^B = \lim_{i \rightarrow \infty} u^{(i+\frac{1}{2})}$ .

With  $f_1 = f_2 =: f$ , obviously  $u^A$  is characterized by

$$(7) \quad [\tilde{L}_2 - (L_2 - \tilde{L}_2) \tilde{L}_1^{-1} (L_1 - \tilde{L}_1)] u^A = [I - (L_2 - \tilde{L}_2) \tilde{L}_1^{-1}] f$$

and  $u^B$  is given by a similar equation.

2. THE DISCRETIZATION

To obtain an approximate solution for (2), we use the process (6) with  $f_1 = f_2 = f_h$  and with the operators

$$(8) \quad L_1 = L_{\epsilon,h}, \quad \tilde{L}_1 = L_{\alpha,h}, \\ L_2 = L_{\alpha,h}, \quad \tilde{L}_2 = 2 \operatorname{diag} (L_{\alpha,h}) =: D.$$

In this way the second iteration step (6b) is a damped Jacobi-relaxion-step for the solution of (4). The first step (6a) is an order improving defect correction step towards the solution of (3), where the defect defining operator is simply given by

$$(9) \quad E := \tilde{L}_1 - L_1 = (\alpha - \epsilon) \Delta_h.$$

The two solutions  $u_h^A$  and  $u_h^B$  are now characterized by

$$(10) \quad (L_{\epsilon,h} + L_{\alpha,h} D^{-1} E) u_h^A = f_h,$$

$$(11) \quad (L_{\epsilon,h} + E D^{-1} L_{\alpha,h}) u_h^B = (I + E D^{-1}) f_h.$$

By using local mode analysis [4] we can show that, for the smooth parts of the solution,  $u_h^A$  and  $u_h^B$  are both accurate of  $O(h^2)$ . Further, the operators  $L_{\epsilon,h} + L_{\alpha,h} D^{-1} E$  and  $L_{\epsilon,h} + E D^{-1} L_{\alpha,h}$  are stable and the numerical boundary layers extend over a region of only  $O(h)$  in the boundary layer region [5].

Remark.

It is *not* possible to find an accurate approximation for our problem (1) by application of the simple defect correction (5) alone. If we apply (5) with  $L = L_{\epsilon,h}$  and  $\tilde{L} = L_{\alpha,h}$ , for  $\epsilon \ll h$  iteration would not converge to a sensible solution because of the instability of  $L_{\epsilon,h}$ . It would converge to the unwanted solution of the "target problem" (3). Theoretically, already a single step (or a few steps) of (5) result in a 2nd order accurate method cf. [2] Satz 2.2, from which follows

$$\|u_h - R_h u\| \leq Ch^2 \|u''\|.$$

Here  $R_h u$  denotes the restriction of the true solution  $u$  to the mesh. However this is not a useful errorbound in our case, where  $\|u''\|$  may be very large. In fact, for small  $\epsilon$ , we do not find the  $O(h^2)$  convergence in practice for any reasonable value of  $h$ . This is shown in table 1.

$\epsilon = 1$	$u_h^{(\frac{1}{2})}$	$u_h^D$	$u_h^A$	$u_h^B$
$h = 1/8$	0.630	0.0740	0.0780	0.0693
ratio	2.47	3.65	3.64	3.46
$h = 1/16$	0.0255	0.0203	0.0214	0.0201
ratio	1.71	4.02	4.01	3.89
$h = 1/32$	0.0149	0.00505	0.00533	0.00516

Table 1a.

$\epsilon = 10^{-6}$	$u_h^{(\frac{1}{2})}$	$u_h^D$	$u_h^A$	$u_h^B$
$h = 1/8$	0.790	0.634	0.608	0.459
ratio	1.37	1.76	3.82	3.48
$h = 1/16$	0.578	0.360	0.159	0.132
ratio	1.52	2.08	4.75	4.54
$h = 1/32$	0.380	0.173	0.0335	0.0291

Table 1b.

Table 1 shows the error in the smooth part of the solution in the max-norm.

$u_h^{(\frac{1}{2})}$ : the solution after one step (6a);

$u_h^B$ : the solution after two steps (6a);

$u_h^A, u_h^B$  obtained by iteration of (6).

The problem:  $\epsilon \Delta u + u_x = f$  on the unit square; with the Dirichlet boundary data and the data  $f$  such that

$$u(x,y) = \sin(\pi x) \sin(\pi y) + \cos(\pi x) \cos(3\pi y) + (\exp(-x/\epsilon) - \exp(-1/\epsilon)) / (1 - \exp(-1/\epsilon)).$$

3. RELATION WITH MULTIGRID TECHNIQUES

The algorithm in section 2 can be considered independent of multigrid techniques. However, it is related to previous work done on multigrid methods.

The use of defect correction in combination with a multigrid algorithm is already mentioned by Brandt[1] and is theoretically studied by Hackbusch [2,3]. They consider a multigrid algorithm which, in the elementary form of a two-level algorithm, can be described by a process (6) as well. Then, (6a) is a "coarse grid correction" which is now written in the form

$$u^{(i+1)} = u^{(i)} + \tilde{L}_1^{-1} (f_1 - L_1 u^{(i)}),$$

because  $\tilde{L}_1^{-1}$  is of deficient rank:

$$\tilde{L}_1^{-1} = P_{h,2h} L_{\alpha,2h}^{-1} R_{2h,h},$$

where  $P_{h,2h}$  and  $R_{2h,h}$  are the grid transfer operators between the fine and the coarse grid; (6b) denotes a sequence of relaxation sweeps.

In the standard two-level algorithm both target operators are the same:  $L_1 = L_2$ . In combination with defect correction (non-standard), the operator  $L_1$  corresponds to a more accurate discretization than  $L_2$ .

In the approach we discuss here, we differ from [1,2,3] by using a full rank operator  $\tilde{L}_1 = L_{\alpha,h}$ . We use the multigrid algorithm only to solve efficiently the equation (6a).

4. THE DIFFERENCE BETWEEN  $u_h^A$  AND  $u_h^B$

Considering the difference  $u_h^B - u_h^A$  of the solutions of (10) and (11), we find the following

Lemma

$$(12) \quad u_h^B - u_h^A = D^{-1} E u_h^A = \frac{\alpha-\epsilon}{2} \text{diag}^{-1}(L_{\alpha,h}) \Delta_h u_h^A.$$

Proof

Because of (6b) we have

$$(13) \quad D(u_h^B - u_h^A) = L_{\alpha,h} u_h^B - f_h,$$

and hence, by (11),

$$(14) \quad L_{\epsilon,h} u_h^B - f_h = E D^{-1} (f_h - L_{\alpha,h} u_h^B) = (L_{\epsilon,h} - L_{\alpha,h})(u_h^B - u_h^A),$$

or

$$(15) \quad L_{\alpha,h} u_h^B - f_h = E u_h^A.$$

From (13) and (15) the lemma follows immediately.

From (12) we see that the difference  $u_h^B - u_h^A$  is large for large  $\Delta_h u_h^A$ . In the regions where  $u_h^B - u_h^A$  is large, the 2nd order differences of  $u_h^A$  are large. Here the solution cannot accurately be represented. Thus, we may use the difference  $u_h^B - u_h^A$  as an indicator where the mesh should be refined for a better approximation of the solution.

To study the local behaviour of the difference  $u_h^B - u_h^A$  in more detail, we resort to the local mode analysis [1]. We consider the problem (1a) on  $\mathbb{R}^2$  and form the discrete operator  $L_{\epsilon,h}$  over all  $\mathbb{R}^2$ . As a forcing function we take  $e^{i\epsilon h}$  the "mode"

$$f_h(jh) = e^{ijhw}; \quad j \in \mathbb{Z}^2; \quad h \in \mathbb{R}_+^2; \quad \text{Re}(hw) \in [-\pi, +\pi]^2.$$

Now the solutions  $u_h^A$  and  $u_h^B$  are studied by Fourier analysis. We note that the Fourier transform is a norm-preserving bijection between the  $\ell_2(\mathbb{Z}^2)$  and the  $L_2([-\pi, +\pi]^2)$  functions, i.e.

$$\|u\| = \|\hat{u}\|,$$

where  $\hat{u}$  is the Fourier transform of  $u$ .

From (12) we derive

$$(16) \quad u_h^B - u_h^A = \text{FT} \left( \frac{1}{2}(\alpha-\epsilon) \text{diag}^{-1}(L_{\alpha,h}) \Delta_h u_h^A \right) = \frac{\alpha-\epsilon}{2\alpha} (\sin^2(\omega_1 h/2) + \sin^2(\omega_2 h/2)) \hat{u}_h^A =: \frac{\alpha-\epsilon}{2\alpha} S^2 u_h^A,$$

and from (10) we find

$$(17) \quad \hat{f}_h / \hat{u}_h^A = \frac{-4\epsilon}{h^2} S^2 (1 + \frac{\alpha-\epsilon}{2\epsilon} S^2) + \frac{4i}{h} T (1 + \frac{\alpha-\epsilon}{2\alpha} S^2),$$

where  $4iT/h = \hat{L}_{0,h}(\omega)$  is the characteristic trigonometric polynomial for the reduced difference operator.

In previous work [4,5] we derived from (17) that  $u_h^A$  is bounded, uniform in  $\epsilon$ . Moreover,  $u_h^A$  is  $O(h^2)$  accurate in the smooth parts of the solution. We also showed that, for small  $\epsilon$ , at boundary or interior layers the error in  $u_h^A$  may be  $O(1)$ , uniformly in  $\epsilon$ . In these regions (where the discrete solution is not able to represent the true solution anyway) the numerical approximations may show oscillations. However, the discretization (10) is asymptotically stable and the critical regions near the layers have only  $O(h)$  width.

To see the effect of  $h \rightarrow 0$  on the approximation, we study separately the "low" and the "high" frequencies in the true solution. The frequencies are called "high" or "low" with reference to the mesh used (size  $h$ ). For the "low" frequencies in the solution we consider a fixed  $\omega$  and let  $h \rightarrow 0$ . For the "high" frequencies we consider  $\omega h$  fixed and let  $h \rightarrow 0$ . Regions where the solution is smooth are characterized by low frequencies. Regions where the mesh is too coarse to represent a solution properly, are dominated by high frequencies.

Now we use (16) to see how  $u_h^B - u_h^A$  behaves in the different regions. For the low frequencies  $S^2 = \sin^2(\omega_1 h/2) + \sin^2(\omega_2 h/2) = O(h^2)$  and we

$$\begin{aligned} \text{find} \\ \|u_h^B - u_h^A\| &= \frac{\alpha-\epsilon}{2\alpha} S^2 \|u_h^A\| \leq C \frac{\alpha-\epsilon}{\alpha} h^2 \|u_h^A\| \\ &\approx C \frac{h}{h+\epsilon} h^2 \|u_h^A\|. \end{aligned}$$

Because  $u_h^A$  is bounded, uniform in  $\epsilon$ , we conclude that in the smooth part of the solution we have

$$\|u_h^B - u_h^A\| \leq C h^2,$$

with  $C$  independent of  $\epsilon$ .

For the high frequencies  $\omega h$  is fixed (and hence also  $S^2$ ) and we find

$$\begin{aligned} \|u_h^B - u_h^A\| &= \frac{\alpha-\epsilon}{2\alpha} S^2 \|u_h^A\| \leq \frac{\alpha-\epsilon}{\alpha} \|u_h^A\| \\ &\leq C h / (h+\epsilon). \end{aligned}$$

Hence, for  $h < \epsilon$ ,  $\epsilon$  fixed, we find

$$\|u_h^B - u_h^A\| = O(h)$$

and for  $\epsilon < h$  we find

$$\|u_h^B - u_h^A\| = O(1)$$

for the high frequencies.

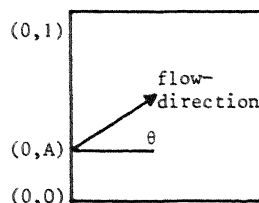
Hence we find that in the smooth part of the solution (low frequencies) the difference  $u_h^B - u_h^A$  is small, whereas it may be large in those regions of transition layers, where the mesh is not fit to represent the true solution. In this way the difference  $u_h^B - u_h^A$  behaves similar to the error in the approximation  $u_h^B - R_h u$ .

5. EXAMPLES

As a first example to show the behaviour of  $u_h^B$  and  $u_h^B - u_h^A$ , we use the same equation as Hughes and Brooks [6],

$$-\epsilon \Delta u + \cos(\theta) u_x + \sin(\theta) u_y = 0,$$

on the unit square, with Dirichlet boundary conditions at the inflow boundary and  $\epsilon = 10^{-6}$ .



Inflow boundary conditions

$$\begin{aligned} u(x,0) &= 1, & 0 \leq x \leq 1, \\ u(0,y) &= 1, & 0 \leq y \leq A, \\ u(0,y) &= 0, & 1 \geq y > A. \end{aligned}$$

$$A = 3/16.$$

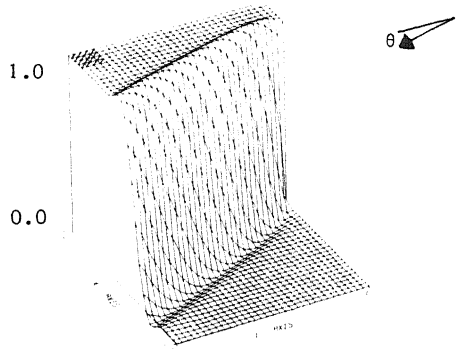


Fig. 1a. Example 1. Neumann BCs,  $\theta = 22.5^\circ$ ,  $u_h^A$ .




Fig. 1b.  $u_h^B - u_h^A$ .

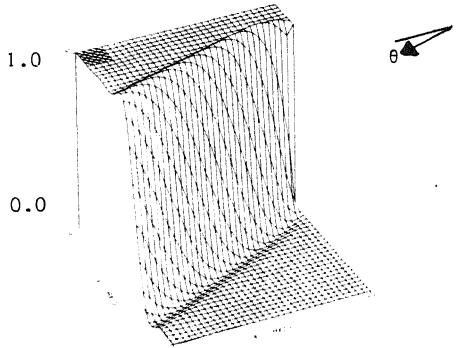


Fig. 2a. Example 1. Neumann BCs,  $\theta = 22.5^\circ$ ,  $u_h^A$ .

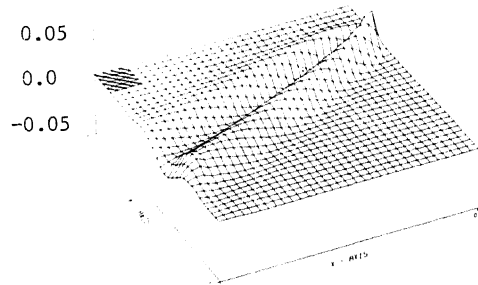


Fig. 2b.  $u_h^B - u_h^A$ .

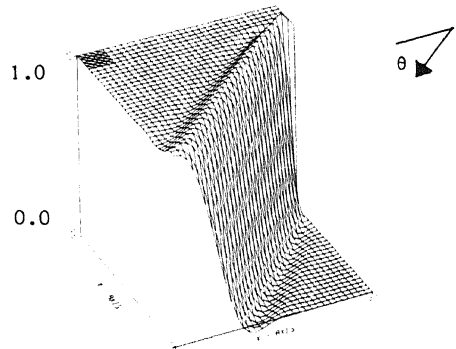


Fig. 3a. Example 1. Neumann BCs,  $\theta = 45^\circ$ ,  $u_h^A$ .

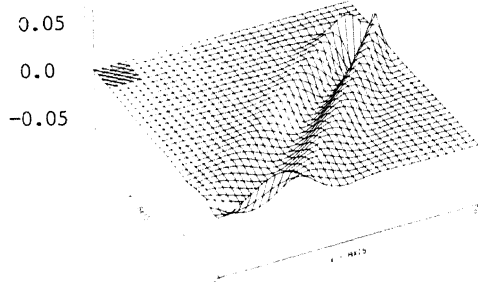


Fig. 3b.  $u_h^B - u_h^A$ .

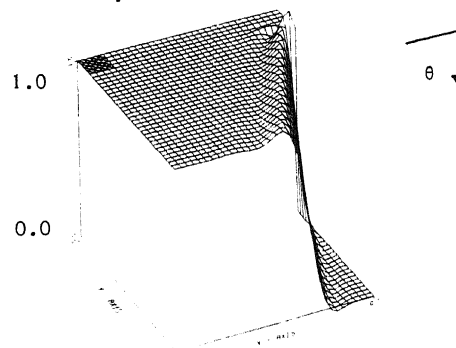


Fig. 4a. Example 1. Neumann BCs,  $\theta = 67.5^\circ$ ,  $u_h^A$ .

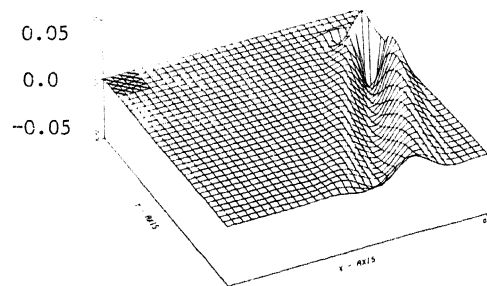


Fig. 4b.  $u_h^B - u_h^A$ .






Fig. 5a. Example 1. Dirichlet BCs,  $\theta = 22.5^\circ$ ,  $u_h^A$ .

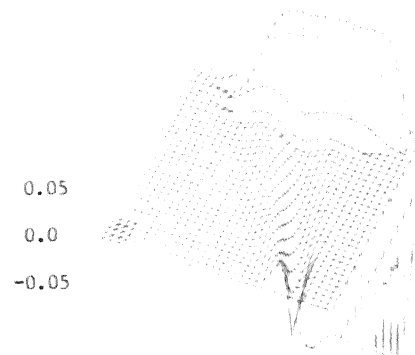


Fig. 5b.  $u_h^B - u_h^A$ .

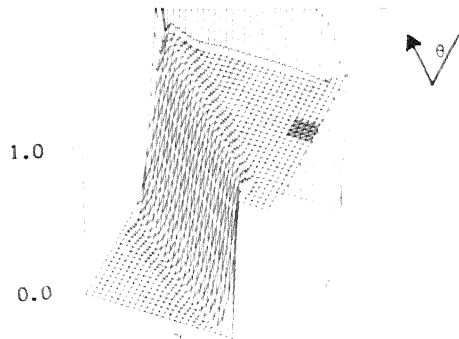


Fig. 6a. Example 1. Dirichlet BCs,  $\theta = 45^\circ$ ,  $u_h^A$ .

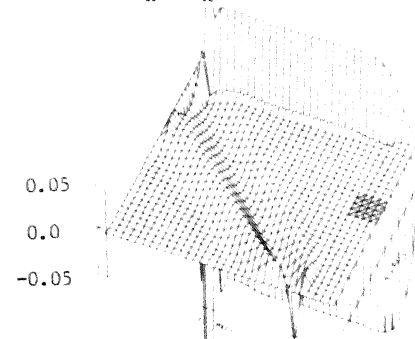


Fig. 6b.  $u_h^B - u_h^A$ .

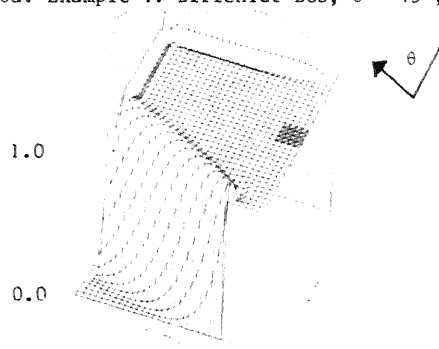


Fig. 7a. Example 1. Dirichlet BCs,  $\theta = 67.5^\circ$ ,  $u_h^A$ .

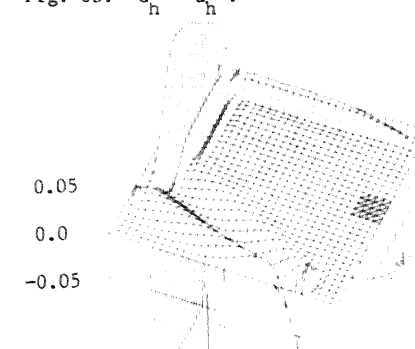


Fig. 7b.  $u_h^B - u_h^A$ .




Fig. 8a. Example 2.  $u_h^A$ .



Fig. 8b. Example 2.  $u_h^B - u_h^A$ .

At the outflow boundary either natural or homogeneous Dirichlet boundary conditions are used. For  $L_h$  we use the usual finite element discretization with piecewise linear functions on a regular triangularization.

Note: the way the squares are triangularized ( $\mathbb{N}$  or  $\mathbb{Z}$ ) makes no essential difference in the results. If the triangle division follows the internal layer, the numerical results are -of course- slightly better. In the figures the triangularization is indicated.

In common with [6] we use as flow directions  $\theta = 22.5^\circ, 45^\circ$  and  $67.5^\circ$ .

In the figures (1)-(7) we show the numerical solution  $u_h^A$  and the difference  $u_h^B - u_h^A$  for the different cases.

As a second example we use the variable coefficient problem :

$$-\epsilon \Delta u + \vec{a} \cdot \nabla u = 0 \quad \text{on } [-1,+1] \times [0,1],$$

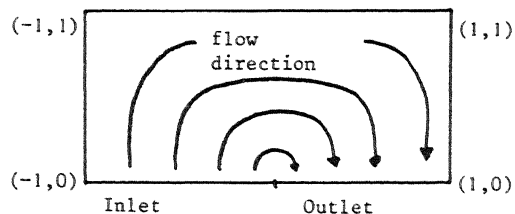
$$\vec{a} = (y(1-x^2), -x(1-y^2))^T,$$

with the Dirichlet boundary conditions

$$\begin{aligned} u(x,y) &= 1 + \tanh(10+20x), & y=0, & -1 \leq x \leq 0, \\ u(x,y) &= 0, & y=1, & -1 \leq x \leq 1, \\ u(x,y) &= 0, & x=1, & 0 \leq y \leq 1, \\ u(x,y) &= 0, & x=-1, & 0 < y \leq 1; \end{aligned}$$

and homogeneous Neumann boundary conditions at the outflow boundary:  $y=0, 0 < x < 1$ .

Asymptotically for  $\epsilon \rightarrow 0$ , the true solution is constant over the subcharacteristics and the outflow profile is the mirror image of the inflow profile.



In the figures (8a) and (8b) we show the numerical solution  $u_h^A$  and the difference  $u_h^B - u_h^A$ .

#### REFERENCES

- [1] A.Brandt, Numerical stability and fast solutions to boundary problems.  
In: Boundary and interior layers - Computational and asymptotic methods.(J.J.H.Miller ed.) Boole Press,Dublin,1980.
- [2] W.Hackbusch, Bemerkungen zur iterierten Defektkorrektur und zu ihrer Kombination mit Mehrgitterverfahren.  
Rev.Roum.Math.Pures Appl.26(1981)1319-1329.
- [3] W.Hackbusch, On multigrid iterations with defect correction.  
In: Multigrid Methods (W.Hackbusch and

U.Trottenberg,eds) LNM, Springer, 1982.

- [4] P.W.Hemker, An accurate method without directional bias for the numerical solution of a 2-D elliptic singular perturbation problem. In: Singular perturbations and applications (W.Eckhaus and E.M. de Jager eds) LNM, Springer, 1982.
- [5] P.W.Hemker, Mixed defect correction iteration for the accurate solution of the convection diffusion equation.  
In: Multigrid Methods (W.Hackbusch and U.Trottenberg, eds) LNM, Springer, 1982.
- [6] T.J.R.Hughes and A.Brooks, A multi-dimensional upwind scheme with no crosswind diffusion.  
In: Finite Element Methods for Convection Dominated Flows (T.J.R.Hughes ed.), ASME, New York, 1979.
- [7] P.Crespo and R.L.Lee, Don't suppress the wiggles - They're telling you something.  
In: Finite Element Methods for Convection Dominated Flows (T.J.R.Hughes ed.), ASME, New York, 1979.