

Computations and Interaction

Jos C.M. Baeten^{1,2}, Bas Luttik^{2,3}, and Paul van Tilburg²

¹ Department of Mechanical Engineering, Eindhoven University of Technology,
P.O. Box 513, 5600 MB Eindhoven, The Netherlands

² Division of Computer Science, Eindhoven University of Technology,
P.O. Box 513, 5600 MB Eindhoven, The Netherlands

³ Department of Computer Science, Vrije Universiteit Amsterdam,
De Boelelaan 1081a, 1081 HV Amsterdam, The Netherlands
{j.c.m.baeten,s.p.luttik,p.j.a.v.tilburg}@tue.nl

Abstract. We enhance the notion of a computation of the classical theory of computing with the notion of interaction. In this way, we enhance a Turing machine as a model of computation to a Reactive Turing Machine that is an abstract model of a computer as it is used nowadays, always interacting with the user and the world.

1 Introduction

What is a computation? This is a central question in the theory of computing, dating back to 1936 [17]. The classical answer is that a computation is given by a Turing machine, with the input given on its tape at the beginning, after which a sequence of steps takes place, leaving the output on the tape at the end. A computable function is a function of which the transformation of input to output can be computed by a Turing machine.

A Turing machine can serve in this way as a basic model of a computation, but cannot serve as a basic model of a computer. Well, it could up to the advent of the terminal in the 1970s. Before that, input was given as a stack of punch cards at the start, and output of a computation appeared as a printout later. The terminal made direct interaction with the computer possible. Nowadays, a computer is interacting continuously, with the user at the click of a mouse or with many other computers all over the world through the Internet.

An execution of a computer is thus not just a series of steps of a computation, but also involves interaction. It cannot be modeled as a function, and has inherent nondeterminism. In this paper, we make the notion of an execution precise, and compare this to the notion of a computation. To illustrate the difference between a computation and an execution, we can say that a Turing machine cannot fly an airplane, but a computer can. An automatic pilot cannot know all weather conditions en route beforehand, but can react to changing conditions real-time.

Computability theory is firmly grounded in automata theory and formal language theory. It progresses from the study of finite automata to pushdown automata and Turing machines. Of these different classes of automata, it studies

the languages, the sets of strings, induced by them. We can view a language as an equivalence class of automata (under language equivalence).

The notion of interaction has been studied extensively in concurrency theory and process theory, see e.g. [13]. It embodies a powerful parallel composition operator that is used to compose systems in parallel, including their interaction. The semantics of concurrency theory is mostly given in terms of transition systems, that are almost like automata. However, there are important differences.

First of all, a notion of final state, of termination, is often missing in concurrency theory. The idea is that concurrency theory often deals with so-called *reactive systems*, which need not terminate but are always on, reacting to stimuli from the environment. As a result, termination is often neglected in concurrency theory, but is nevertheless an important ingredient, as shown and fully worked out in [2]. Using this presentation of concurrency theory as a starting point, we obtain a full correspondence with automata theory: a finite transition system is exactly a finite automaton. On the other hand, we stress that we fully incorporate the reactive systems approach of concurrency theory: non-terminating behaviour is also relevant behaviour, that is taken into account.

A second difference between automata theory and concurrency theory is that transition systems need not be finite. Still, studying the subclass of finite transition systems yields useful insights for the extension to pushdown automata and Turing machines.

The third and main difference between automata theory and concurrency theory is that language equivalence is too coarse to capture a notion of interaction. Looking at an automaton as a language acceptor, acceptance of a string represents a particular computation of the automaton, and the language is the set of all its computations. The language-theoretic interpretation abstracts from the moments of choice within an automaton. For instance, it does not distinguish between, on the one hand, the automaton that first accepts an a and subsequently chooses between accepting a b or a c , and, on the other hand, the automaton that starts with a choice between accepting ab and accepting ac . As a consequence, the language-theoretic interpretation is only suitable under the assumption that an automaton is a stand-alone computational device; it is unsuitable if some form interaction of the automaton with its environment (user, other automata running in parallel, etc.) may influence the course of computation.

Therefore, other notions of equivalence are studied in concurrency theory, capturing more of the branching structure of an automaton. Prominent among these is bisimulation equivalence [15]. When silent steps are taken into account, the preferred variant is *branching bisimilarity*, arguably preserving all relevant moments of choice in a system [11].

In this paper we study the notion of a computation, taking interaction into account. We define, next to the notion of a computable function, the notion of an executable process. An executable process is a behaviour that can be exhibited by a computer (interacting with its environment). An executable process is a branching bisimulation equivalence class of transition systems defined by a Reactive Turing Machine. A Reactive Turing Machine is an adaptation of the classical

Turing Machine that can properly deal with ubiquitous interaction. Leading up to the definition of the Reactive Turing Machine, we reconsider some of the standard results from automata theory when automata are considered modulo *branching bisimilarity* instead of language equivalence.

In Section 3 we consider *finite-state processes*, defined as branching bisimulation equivalence classes of finite labeled transition systems that are finite automata. The section illustrates the correspondence between finite automata and linear recursive specifications that can be thought of as the process-theoretic counterpart of regular grammars.

In Section 4 we consider *pushdown processes*, defined as branching bisimulation equivalence classes of labeled transition systems associated with pushdown automata. We investigate the correspondence between pushdown processes and processes definable by sequential recursive specifications, which can be thought of as the process-theoretic counterpart of context-free grammars.

In Section 5 we define *executable processes*, defined as branching bisimulation equivalence classes of labeled transition systems associated with Reactive Turing Machines. We highlight the relationship of computable functions and executable processes, laying the foundations of executability theory alongside computability theory.

2 Process Theory

In this section we briefly recap the basic definitions of the process algebra TCP_τ^* (Theory of Communicating Processes with silent step and iteration). This process algebra has a rich syntax, allowing to express all key ingredients of concurrency theory, including termination that enables a full correspondence with automata theory. It also has a rich theory, fully worked out in [2].

Syntax. We presuppose a finite *action alphabet* \mathcal{A} , and a countably infinite set of *names* \mathcal{N} . The actions in \mathcal{A} denote the basic events that a process may perform. We furthermore presuppose a finite *data alphabet* \mathcal{D} , a finite set \mathcal{C} of *channels*, and assume that \mathcal{A} includes special actions $c?d$, $c!d$, $c@d$ ($d \in \mathcal{D}$, $c \in \mathcal{C}$), which, intuitively, denote the event that datum d is received, sent, or communicated along channel c .

Let \mathcal{N}' be a finite subset of \mathcal{N} . The set of *process expressions* \mathcal{P} over \mathcal{A} and \mathcal{N}' is generated by the following grammar:

$$p ::= \mathbf{0} \mid \mathbf{1} \mid a.p \mid \tau.p \mid p \cdot p \mid p^* \mid p + p \mid p \parallel p \mid \partial_c(p) \mid \tau_c(p) \mid N \\ (a \in \mathcal{A}, N \in \mathcal{N}', c \in \mathcal{C}).$$

Let us briefly comment on the operators in this syntax. The constant $\mathbf{0}$ denotes inaction or *deadlock*, the unsuccessfully terminated process. It can be thought of as the automaton with one initial state that is not final and no transitions. The constant $\mathbf{1}$ denotes the successfully terminated process. It can be thought of as the automaton with one initial state that is final, without transitions. For each

action $a \in \mathcal{A}$ there is a unary operator $a.$ denoting action prefix; the process denoted by $a.p$ can do an a -transition to the process denoted by p . The τ -transitions of a process will, in the semantics below, be treated as unobservable, and as such they are the process-theoretic counterparts of the so-called λ - or ϵ -transitions in the theory of automata and formal languages. We write \mathcal{A}_τ for $\mathcal{A} \cup \{\tau\}$. The binary operator \cdot denotes *sequential composition*. The unary operator $*$ is iteration or *Kleene star*. The binary operator $+$ denotes *alternative composition* or *choice*. The binary operator \parallel denotes *parallel composition*; actions of both arguments are interleaved, and in addition a communication $c!d$ of a datum d on channel c can take place if one argument can do an input action $c?d$ that matches an output action $c!d$ of the other component. The unary operator $\partial_c(p)$ encapsulates the process p in such a way that all input actions $c?d$ and output actions $c!d$ are blocked (for all data) so that communication is enforced. Finally, the unary operator $\tau_c(p)$ denotes abstraction from communication over channel c in p by renaming all communications $c!d$ to τ -transitions.

Let \mathcal{N}' be a finite subset of \mathcal{N} , used to define processes by means of (recursive) equations. A *recursive specification* E over \mathcal{N}' is a set of equations of the form $N \stackrel{\text{def}}{=} p$ with as left-hand side a name N and as right-hand side a process expression p . It is required that a recursive specification E contains, for every $N \in \mathcal{N}'$, precisely one equation with N as left-hand side.

One way to formalize the operational intuitions we have for the syntactic constructions of TCP_τ^* , is to associate with every process expression a labeled transition system.

Definition 1 (Labeled Transition System). A labeled transition system L is defined as a four-tuple $(\mathcal{S}, \rightarrow, \uparrow, \downarrow)$ where:

1. \mathcal{S} is a set of states,
2. $\rightarrow \subseteq \mathcal{S} \times \mathcal{A}_\tau \times \mathcal{S}$ is an \mathcal{A}_τ -labeled transition relation on \mathcal{S} ,
3. $\uparrow \in \mathcal{S}$ is the initial state,
4. $\downarrow \subseteq \mathcal{S}$ is the set of final states.

If $(s, a, t) \in \rightarrow$, we write $s \xrightarrow{a} t$. If s is a final state, i.e., $s \in \downarrow$, we write $s \downarrow$.

We see that a labeled transition system with a finite set of states is exactly a finite (nondeterministic) automaton.

We use Structural Operational Semantics [16] to associate a transition relation with process expressions: we let \rightarrow be the \mathcal{A}_τ -labeled transition relation induced on the set of process expressions \mathcal{P} by the operational rules in Table 1. Note that the operational rules presuppose a recursive specification E .

Let \rightarrow be an \mathcal{A}_τ -labeled transition relation on a set \mathcal{S} of states. For $s, s' \in \mathcal{S}$ and $w \in \mathcal{A}^*$ we write $s \xrightarrow{w} s'$ if there exist states $s_0, \dots, s_n \in \mathcal{S}$ and actions $a_1, \dots, a_n \in \mathcal{A}_\tau$ such that $s = s_0 \xrightarrow{a_1} \dots \xrightarrow{a_n} s_n = s'$ and w is obtained from $a_1 \dots a_n$ by omitting all occurrences of τ . ε denotes the empty word. We say a state $t \in \mathcal{S}$ is *reachable* from a state $s \in \mathcal{S}$ if there exists $w \in \mathcal{A}^*$ such that $s \xrightarrow{w} t$.

Table 1. Operational rules for TCP_τ^* and a recursive specification E (a ranges over \mathcal{A}_τ , d ranges over \mathcal{D} , and c ranges over \mathcal{C})

$\mathbf{1} \downarrow$		$p^* \downarrow$		$a.p \xrightarrow{a} p$	
$\frac{p \xrightarrow{a} p'}{(p+q) \xrightarrow{a} p'}$	$\frac{q \xrightarrow{a} q'}{(p+q) \xrightarrow{a} q'}$	$\frac{p \downarrow}{(p+q) \downarrow}$	$\frac{q \downarrow}{(p+q) \downarrow}$		
$\frac{p \xrightarrow{a} p'}{p \cdot q \xrightarrow{a} p' \cdot q}$	$\frac{p \downarrow \quad q \xrightarrow{a} q'}{p \cdot q \xrightarrow{a} q'}$	$\frac{p \downarrow \quad q \downarrow}{p \cdot q \downarrow}$	$\frac{p \xrightarrow{a} p'}{p^* \xrightarrow{a} p' \cdot p^*}$		
$\frac{p \xrightarrow{a} p'}{p \parallel q \xrightarrow{a} p' \parallel q}$	$\frac{q \xrightarrow{a} q'}{p \parallel q \xrightarrow{a} p \parallel q'}$	$\frac{p \downarrow \quad q \downarrow}{p \parallel q \downarrow}$			
$\frac{p \xrightarrow{c!d} p' \quad q \xrightarrow{c?d} q'}{p \parallel q \xrightarrow{c?d} p' \parallel q'}$		$\frac{p \xrightarrow{c?d} p' \quad q \xrightarrow{c!d} q'}{p \parallel q \xrightarrow{c?d} p' \parallel q'}$			
$\frac{p \xrightarrow{a} p' \quad a \neq c?d, c!d}{\partial_c(p) \xrightarrow{a} \partial_c(p')}$		$\frac{p \downarrow}{\partial_c(p) \downarrow}$			
$\frac{p \xrightarrow{c?d} p'}{\tau_c(p) \xrightarrow{\tau} \tau_c(p')}$	$\frac{p \xrightarrow{a} p' \quad a \neq c!d}{\tau_c(p) \xrightarrow{a} \tau_c(p')}$	$\frac{p \downarrow}{\tau_c(p) \downarrow}$			
$\frac{p \xrightarrow{a} p' \quad (N \stackrel{\text{def}}{=} p) \in E}{N \xrightarrow{a} p'}$		$\frac{p \downarrow \quad (N \stackrel{\text{def}}{=} p) \in E}{N \downarrow}$			

Definition 2. Let E be a recursive specification and let p be a process expression. We define the labeled transition system $\mathcal{T}_E(p) = (\mathcal{S}_p, \rightarrow_p, \uparrow_p, \downarrow_p)$ associated with p and E as follows:

1. the set of states \mathcal{S}_p consists of all process expressions reachable from p ;
2. the transition relation \rightarrow_p is the restriction to \mathcal{S}_p of the transition relation \rightarrow defined on all process expressions by the operational rules in Table 1, i.e., $\rightarrow_p = \rightarrow \cap (\mathcal{S}_p \times \mathcal{A}_\tau \times \mathcal{S}_p)$.
3. the process expression p is the initial state, i.e. $\uparrow_p = p$; and
4. the set of final states consists of all process expressions $q \in \mathcal{S}_p$ such that $q \downarrow$, i.e., $\downarrow_p = \downarrow \cap \mathcal{S}_p$.

If we start out from a process expression not containing a name, then the transition system defined by this construction is finite and so is a finite automaton.

Given the set of (possibly infinite) labeled transition systems, we can divide out different equivalence relations on this set. Dividing out language equivalence throws away too much information, as the moments where choices are made are totally lost, and behavior that does not lead to a final state is ignored.

An equivalence relation that keeps all relevant information, and has many good properties, is branching bisimulation as proposed by van Glabbeek and Weijland [11]. For motivations to use branching bisimulation as the preferred notion of equivalence, see [9].

Let \rightarrow be an \mathcal{A}_τ -labeled transition relation, and let $a \in \mathcal{A}_\tau$; we write $s \xrightarrow{(a)} t$ if $s \xrightarrow{a} t$ or $a = \tau$ and $s = t$.

Definition 3 (Branching bisimilarity). Let $L_1 = (\mathcal{S}_1, \rightarrow_1, \uparrow_1, \downarrow_1)$ and $L_2 = (\mathcal{S}_2, \rightarrow_2, \uparrow_2, \downarrow_2)$ be labeled transition systems. A branching bisimulation from L_1 to L_2 is a binary relation $\mathcal{R} \subseteq \mathcal{S}_1 \times \mathcal{S}_2$ such that $\uparrow_1 \mathcal{R} \uparrow_2$ and, for all states s_1 and s_2 , $s_1 \mathcal{R} s_2$ implies

1. if $s_1 \xrightarrow{a}_1 s'_1$, then there exist $s'_2, s''_2 \in \mathcal{S}_2$ such that $s_2 \xrightarrow{\varepsilon}_2 s''_2 \xrightarrow{(a)}_2 s'_2$, $s_1 \mathcal{R} s''_2$ and $s'_1 \mathcal{R} s'_2$;
2. if $s_2 \xrightarrow{a}_2 s'_2$, then there exist $s'_1, s''_1 \in \mathcal{S}_1$ such that $s_1 \xrightarrow{\varepsilon}_1 s''_1 \xrightarrow{(a)}_1 s'_1$, $s''_1 \mathcal{R} s_2$ and $s'_1 \mathcal{R} s'_2$;
3. if $s_1 \downarrow_1$, then there exists s'_2 such that $s_2 \xrightarrow{\varepsilon}_2 s'_2$ and $s'_2 \downarrow_2$; and
4. if $s_2 \downarrow_2$, then there exists s'_1 such that $s_1 \xrightarrow{\varepsilon}_1 s'_1$ and $s'_1 \downarrow_1$.

The labeled transition systems L_1 and L_2 are branching bisimilar (notation: $L_1 \simeq_b L_2$) if there exists a branching bisimulation from L_1 to L_2 .

Branching bisimilarity is an equivalence relation on labeled transition systems [8]. A branching bisimulation from a transition system to itself is called a branching bisimulation *on* this transition system. Each transition system has a maximal branching bisimulation, identifying as many states as possible, found as the union of all possible branching bisimulations. Dividing out this maximal branching bisimulation, we get the quotient of the transition system w.r.t. the maximal branching bisimulation. We define the *branching degree* of a state as the cardinality of the set of outgoing edges of its equivalence class in the maximal branching bisimulation.

A transition system has *finite branching* if all states have a finite branching degree. We say a transition system has *bounded branching* if there exists a natural number $n \geq 0$ such that every state has a branching degree of at most n . Branching bisimulations respect branching degrees.

3 Regular Processes

A computer with a fixed-size, finite memory is just a finite control. This can be modeled by a finite automaton. Automata theory starts with the notion of a finite automaton. As nondeterminism is relevant and basic in concurrency theory, we look at a nondeterministic finite automaton. As a nondeterministic finite automaton is exactly a finite labeled transition system, we refer to Definition 1 for the definition.

Two examples of finite automata are given in Figure 1.

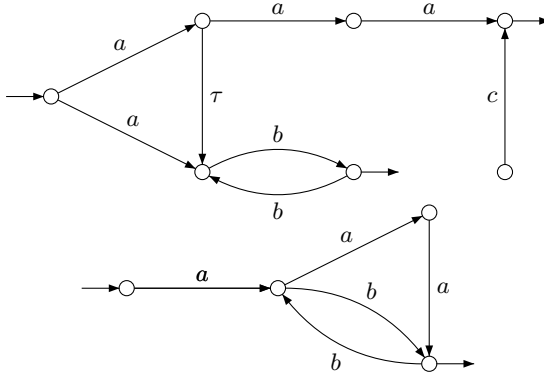


Fig. 1. Two examples of finite automata

Definition 4 (Deterministic finite automaton). A finite automaton $M = (\mathcal{S}, \mathcal{A}, \rightarrow, \uparrow, \downarrow)$ is deterministic if, for all states $s, t_1, t_2 \in \mathcal{S}$ and for all actions $a \in \mathcal{A}'$, $s \xrightarrow{\varepsilon} \xrightarrow{a} t_1$ and $s \xrightarrow{\varepsilon} \xrightarrow{a} t_2$ implies $t_1 = t_2$.

In the theory of automata and formal languages, it is usually also required in the definition of deterministic that the transition relation is *total* in the sense that for all $s \in \mathcal{S}$ and for all $a \in \mathcal{A}'$ there exists $t \in \mathcal{S}$ such that $s \xrightarrow{a} t$. The extra requirement is clearly only sensible in the language interpretation of automata; we shall not be concerned with it here.

The upper automaton in Figure 1 is nondeterministic and has an unreachable c -transition. The lower automaton is deterministic and does not have unreachable transitions; it is not total.

In the theory of automata and formal languages, finite automata are considered as language acceptors.

Definition 5 (Language equivalence). The language $\mathcal{L}(L)$ accepted by a labeled transition system $L = (\mathcal{S}, \rightarrow, \uparrow, \downarrow)$ is defined as

$$\mathcal{L}(L) = \{w \in \mathcal{A}^* \mid \exists s \in \downarrow \text{ such that } \uparrow \xrightarrow{w} s\}.$$

Labeled transition systems L_1 and L_2 are language equivalent (notation: $L_1 \equiv L_2$) if $\mathcal{L}(L_1) = \mathcal{L}(L_2)$.

The language of both automata in Figure 1 is $\{aaa\} \cup \{ab^{2n-1} \mid n \geq 1\}$; the automata are language equivalent.

A language $L \subseteq \mathcal{A}^*$ accepted by a finite automaton is called a *regular language*. A *regular process* is a branching bisimilarity class of labeled transition systems that contains a finite automaton.

In automata theory, every silent step τ and all nondeterminism can be removed from a finite automaton. These results are no longer valid when we consider finite automata modulo branching bisimulation. Not every regular process has a representation as a finite automaton without τ -transitions, and not every regular

process has a representation as a deterministic finite automaton. In fact, it can be proved that there does not exist a finite automaton without τ -transitions that is branching bisimilar with the upper finite automaton in Figure 1. Nor does there exist a deterministic finite automaton branching bisimilar with the upper finite automaton in Figure 1.

Regular expressions. A *regular expression* is a process expression using only the first 7 items in the definition of process syntax above, so does not contain parallel composition or recursion. Not every regular process is given by a regular expression, see [3]. We show a simple example in Figure 2 of a finite transition system that is not bisimilar to any transition system that can be associated with a regular expression.

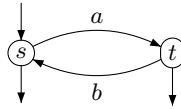


Fig. 2. Not bisimilar to a regular expression

However, if we can also use parallel composition and encapsulation, then we can find an expression for every finite automaton, see [7]. Abstraction and recursion are not needed for this result. We can illustrate this with the finite automaton in Figure 2, but need to replace the label a by $st?a$ and label b by $ts?b$. Then, we can define the following expressions for states s, t :

$$s = (ts?b.(st!a.\mathbf{1} + \mathbf{1}))^*, \quad t = (st?a.(ts!b.\mathbf{1} + \mathbf{1}))^*.$$

The expressions show the possibilities to enter a state, followed by the possibilities to leave a state, and then iterate. Then, we compose the expressions of the states in a parallel composition:

$$\partial_{st,ts}(((st!a.\mathbf{1} + \mathbf{1}) \cdot s) \parallel \mathbf{1} \cdot t).$$

Using the operational rules on this resulting expression gives again the finite automaton in Figure 2.

Regular grammars. In the theory of automata and formal languages, the notion of *grammar* is used as a syntactic mechanism to describe languages. The corresponding mechanism in concurrency theory is the notion of recursive specification.

If we use only the syntax elements $\mathbf{0}, \mathbf{1}, N (N \in \mathcal{N}')$, $a._ (a \in \mathcal{A}_\tau)$ and $_{-+}_{-}$ of the definition above, then we get so-called *linear* recursive specifications. Thus, we do not use sequential composition, parallel composition, encapsulation and abstraction.

We have the result that every linear recursive specification by means of the operational rules defined generates a finite automaton, but also conversely, every finite automaton can be specified, up to isomorphism, by a linear recursive specification. We illustrate the construction with an example.

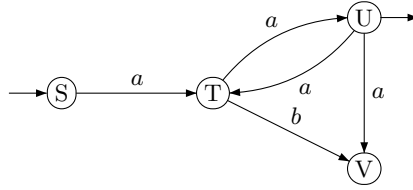


Fig. 3. Example automaton

Consider the automaton depicted in Figure 3. Note that we have labeled each state of the automaton with a unique name; these will be the names of a recursive specification E . We will define each of these names with an equation, in such a way that the labeled transition system $\mathcal{T}_E(S)$ generated by the operational semantics in Table 1 is isomorphic (so certainly branching bisimilar) with the automaton in Figure 3.

The recursive specification for the finite automaton in Figure 3 is:

$$S \stackrel{\text{def}}{=} a.T, \quad T \stackrel{\text{def}}{=} a.U + b.V, \quad U \stackrel{\text{def}}{=} a.V + \mathbf{1}, \quad V \stackrel{\text{def}}{=} \mathbf{0}.$$

This result can be viewed as the process-theoretic counterpart of the result from the theory of automata and formal languages that states that every language accepted by a finite automaton is generated by a so-called *right-linear* grammar. There is no reasonable process-theoretic counterpart of the similar result in the theory of automata and formal languages that every language accepted by a finite automaton is generated by a *left-linear* grammar. If we use *action postfix* instead of action prefix, then on the one hand not every finite automaton can be specified, and on the other hand, by means of a simple recursive equation we can specify an infinite transition system (see [4]).

We conclude that the classes of processes defined by right-linear and left-linear grammars do not coincide.

4 Pushdown and Context-Free Processes

As an intermediate between the notions of finite automaton and Turing machine, the theory of automata and formal languages treats the notion of pushdown automaton, which is a finite automaton with a stack as memory. Several definitions of the notion appear in the literature, which are all equivalent in the sense that they accept the same languages.

Definition 6 (Pushdown automaton). A pushdown automaton M is defined as a six-tuple $(\mathcal{S}, \mathcal{A}, \mathcal{D}, \rightarrow, \uparrow, \downarrow)$ where:

1. \mathcal{S} a finite set of states,
2. \mathcal{A} is a finite action alphabet,
3. \mathcal{D} is a finite data alphabet,

4. $\rightarrow \subseteq \mathcal{S} \times \mathcal{A}_\tau \times (\mathcal{D} \cup \{\varepsilon\}) \times \mathcal{D}^* \times \mathcal{S}$ is a $\mathcal{A}_\tau \times (\mathcal{D} \cup \{\varepsilon\}) \times \mathcal{D}^*$ -labeled transition relation on \mathcal{S} ,
5. $\uparrow \in \mathcal{S}$ is the initial state, and
6. $\downarrow \subseteq \mathcal{S}$ is the set of final states.

If $(s, a, d, \delta, t) \in \rightarrow$, we write $s \xrightarrow{a[d/\delta]} t$.

The pair of a state together with particular stack contents will be referred to as the *configuration* of a pushdown automaton. Intuitively, a transition $s \xrightarrow{a[d/\delta]} t$ (with $a \in \mathcal{A}$) means that the automaton, when it is in a configuration consisting of a state s and a stack with the datum d on top, can consume input symbol a , replace d by the string δ and move to state t . Likewise, writing $s \xrightarrow{a[\varepsilon/\delta]} t$ means that the automaton, when it is in state s and the stack is empty, can consume input symbol a , put the string δ on the stack, and move to state t . Transitions of the form $s \xrightarrow{\tau[d/\delta]} t$ or $s \xrightarrow{\tau[\varepsilon/\delta]} t$ do not entail the consumption of an input symbol, but just modify the stack contents.

When considering a pushdown automaton as a language acceptor, it is generally assumed that it starts in its initial state with an empty stack. A computation consists of repeatedly consuming input symbols (or just modifying stack contents without consuming input symbols). When it comes to determining whether or not to accept an input string there are two approaches: “acceptance by final state” (FS) and “acceptance by empty stack” (ES). The first approach accepts a string if the pushdown automaton can move to a configuration with a final state by consuming the string, ignoring the contents of the stack in this configuration. The second approach accepts the string if the pushdown automaton can move to a configuration with an empty stack, ignoring whether the state of this configuration is final or not. These approaches are equivalent from a language-theoretic point of view, but not from a process-theoretic point of view. We also have a third approach in which a configuration is terminating if it consists of a terminating state *and* an empty stack (FSES). We note that, from a process-theoretic point of view, the ES and FSES approaches lead to the same notion of pushdown process, whereas the FS approach leads to a different notion. We established in [4] that for FS, the connection with context-free grammars is more difficult to make (see further on). That is why we adopt the FSES approach in the sequel.

Definition 7. Let $M = (\mathcal{S}, \mathcal{A}, \mathcal{D}, \rightarrow, \uparrow, \downarrow)$ be a pushdown automaton. The labeled transition system $\mathcal{T}(M)$ associated with M is defined as follows:

1. the set of states of $\mathcal{T}(M)$ is $\mathcal{S} \times \mathcal{D}^*$;
2. the transition relation of $\mathcal{T}(M)$ satisfies
 - (a) $(s, d\zeta) \xrightarrow{a} (t, \delta\zeta)$ iff $s \xrightarrow{a[d/\delta]} t$ for all $s, t \in \mathcal{S}$, $a \in \mathcal{A}_\tau$, $d \in \mathcal{D}$, $\delta, \zeta \in \mathcal{D}^*$,
and
 - (b) $(s, \varepsilon) \xrightarrow{a} (t, \delta)$ iff $s \xrightarrow{a[\varepsilon/\delta]} t$;
3. the initial state of $\mathcal{T}(M)$ is (\uparrow, ε) ; and
4. the set of final states is $\{(s, \varepsilon) \mid s \downarrow\}$.

This definition now gives us the notions of pushdown language and pushdown process: a *pushdown language* is the language of the transition system associated with a pushdown automaton, and a *pushdown process* is a branching bisimilarity class of labeled transition systems containing a labeled transition system associated with a pushdown automaton.

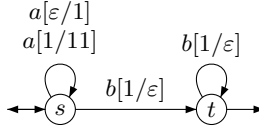


Fig. 4. Example pushdown automaton

As an example, the pushdown automaton in Figure 4 defines the infinite transition system in Figure 5, that accepts the language $\{a^n b^n \mid n \geq 0\}$.

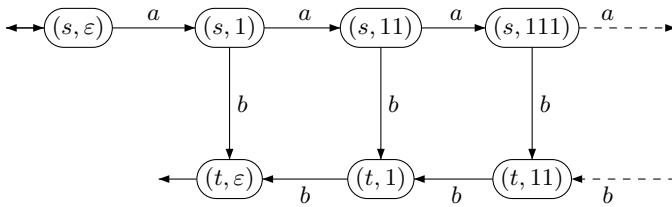


Fig. 5. A pushdown process

Only push and pop transitions. It is not difficult to see that limiting the set of transitions to push and pop transitions only in the definition of pushdown automaton yields the same notion of pushdown process. Here, a *push* transition is a transition with label $a[\varepsilon/d]$ or $a[d/ed]$, and a *pop* transition is a transition with label $a[d/\varepsilon]$.

Context-free grammars. We shall now consider the process-theoretic version of the standard result in the theory of automata and formal languages that the set of pushdown languages coincides with the set of languages generated by context-free grammars. As the process-theoretic counterparts of context-free grammars we shall consider so-called *sequential recursive specifications* in which only the constructions $\mathbf{0}$, $\mathbf{1}$, N ($N \in \mathcal{N}'$), $a\cdot$ ($a \in \mathcal{A}_\tau$), \cdot and $\cdot + \cdot$ occur, so adding sequential composition to linear recursive specifications.

Sequential recursive specifications can be used to specify pushdown processes. To give an example, the process expression X defined in the sequential recursive specification

$$X \stackrel{\text{def}}{=} \mathbf{1} + a.X \cdot b.\mathbf{1}$$

specifies the labeled transition system in Figure 5, which is associated with the pushdown automaton in Figure 4.

If we would consider pushdown automata with termination just by final state (irrespective of the contents of the stack), then the transition system of this pushdown automaton would have every state final, and this cannot be realised by a sequential recursive specification [4].

The notion of a sequential recursive specification naturally corresponds with the notion of context-free grammar: for every pushdown automaton there exists a sequential recursive specification such that their transition systems are language equivalent, and, vice versa, for every sequential recursive specification there exists a pushdown automaton such that their transition systems are language equivalent.

A similar result with language equivalence replaced by branching bisimilarity does not hold. In fact, we shall see that there are pushdown processes that are not recursively definable by a sequential recursive specification, and that there are also sequential recursive specifications that define non-pushdown processes. We shall present a restriction on pushdown automata and a restriction on sequential recursive specifications that enable us to retrieve the desired equivalence: we proved in [4] that the set of so-called *popchoice-free* pushdown processes corresponds with the set of processes definable by a *transparency-restricted* sequential recursive specification without *head recursion*. Our result is not optimal: we give an example of a pushdown process that is not popchoice-free, but is definable by a sequential recursive specification.

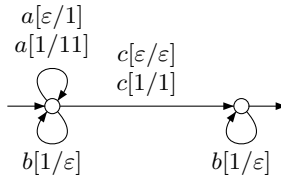


Fig. 6. Pushdown automaton that is not popchoice-free

Consider the pushdown automaton in Figure 6, which generates the transition system shown in Figure 7. In [14], Moller proved that this transition system cannot be defined with a BPA recursive specification, where BPA is the restriction of sequential recursive specifications by omitting the τ -prefix and the constant $\mathbf{0}$ and by disallowing $\mathbf{1}$ to occur as a summand in a nontrivial alternative composition. His proof can be modified to show that the transition system is not definable with a sequential recursive specification either. We conclude that not every pushdown process is definable with a sequential recursive specification.

Note that a push of a 1 onto the stack in the initial state of the pushdown automaton in Figure 6 can (on the way to termination) be popped again in the initial state or in the final state: the choice of where the pop will take place cannot be made at the time of the push. In other words, in the pushdown automaton in Figure 6 pop transitions may induce a choice in the associated transition system; we refer to such choice through a pop transition as a *popchoice*. By disallowing popchoice we define a class of pushdown processes that are definable with a sequential recursive specification.

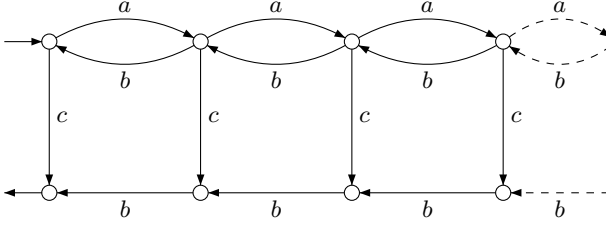


Fig. 7. Transition system of automaton of Figure 6

Suppose we have a pushdown automaton that uses only push and pop transitions. A d -pop transition is a transition with label $a[d/\varepsilon]$. We say the pushdown automaton is *popchoice-free* iff whenever there are two d -pop transitions, they lead to the same state. A pushdown process is *popchoice-free* if it contains a labeled transition system associated with a popchoice-free pushdown automaton.

The definition of a pushdown automaton uses a stack as memory. The stack itself can be modeled as a pushdown process, in fact (as we will see shortly) it is the prototypical pushdown process. Given a finite data set \mathcal{D} , the stack has an input channel i over which it can receive elements of \mathcal{D} and an output channel o over which it can send elements of \mathcal{D} . The stack process is given by a pushdown automaton with one state \uparrow (which is both initial and final) and transitions $\uparrow \xrightarrow{i?d[\varepsilon/d]} \uparrow$, $\uparrow \xrightarrow{i?d[e/de]} \uparrow$, and $\uparrow \xrightarrow{o!d[d/\varepsilon]} \uparrow$ for all $d, e \in \mathcal{D}$. As this pushdown automaton has only one state, it is popchoice-free. The following recursive specification E_S defines a stack over data set \mathcal{D} :

$$S \stackrel{\text{def}}{=} \mathbf{1} + \sum_{d \in \mathcal{D}} i?d.S \cdot o!d.S.$$

The stack process can be used to make the interaction between control and memory in a pushdown automaton explicit [5]. This is illustrated by the following theorem, stating that every pushdown process is equal to a regular process interacting with a stack.

Theorem 1. *For every pushdown automaton M there exists a regular process expression p and a linear recursive specification E , and for every regular process expression p and linear recursive specification there exists a pushdown automaton M such that*

$$T(M) \simeq_b T_{E \cup E_S}(\tau_{i,o}(\partial_{i,o}(p \parallel S))).$$

In automata theory, context-free grammars are often reduced to a normal form, by which they become more tractable. Some of these transformations can be performed on sequential recursive specifications as well, preserving branching bisimulation. Others cannot. Useful in our case will be the restricted Greibach normal form, see [12].

Every sequential recursive specification can be brought into *Process Greibach normal form*, that is, satisfying the requirement that every right-hand side of the

equation of N only has summands that are $\mathbf{1}$ or of the forms $a.\mathbf{1}$, $a.X$, $a.X \cdot Y$ or $N \cdot X$ for certain names X, Y . Compared to the case of automata theory, we cannot remove $\mathbf{1}$ summands and we cannot remove *head recursion* (where a name has a summand that is a sequential composition of itself with another or the same name).

A convenient property of recursive specification in Process Greibach normal form is that every reachable state in the labeled transition system associated with a name N in such a recursive specification will be denoted by a sequential composition of names (see, e.g., the labeled transition system in Figure 8).

Let p be a process expression in the context of a sequential recursive specification E . In case there is no head recursion, the associated labeled transition system $\mathcal{T}_E(p)$ has finite branching (see, e.g., [2] for a proof). Using head recursion, this is possible, as the following example shows.

$$X \stackrel{\text{def}}{=} \mathbf{1} + X \cdot Y, \quad Y \stackrel{\text{def}}{=} a.\mathbf{1}$$

Still, restricting to sequential recursive specifications in Process Greibach normal form is not sufficient to get the desired correspondence between processes definable by sequential recursive specifications and processes definable as a popchoice-free pushdown automaton. Consider the following recursive specification, which is in Process Greibach normal form and has no head recursion:

$$X \stackrel{\text{def}}{=} a.X \cdot Y + b.\mathbf{1}, \quad Y \stackrel{\text{def}}{=} \mathbf{1} + c.\mathbf{1}.$$

The labeled transition system associated with X , which is depicted in Figure 8, has finite but unbounded branching. We claim this cannot be a pushdown process.

Note that the unbounded branching is due to the $\mathbf{1}$ -summand in the equation of Y by which $Y^n \xrightarrow{c} Y^m$ for all $m < n$. A name N in a recursive specification is called *transparent* if its equation has a $\mathbf{1}$ -summand; otherwise it is called *opaque*. To exclude recursive specifications generating labeled transition systems with unbounded branching, we will require that transparent names may only occur as the *last* element of reachable sequential compositions of names.

Thus, we call a sequential recursive specification in Process Greibach normal form *transparency-restricted* if for all (generalized) sequential compositions of names reachable from a name in the specification it holds that all but the last name is opaque.

As an example, note that the specification of the stack over \mathcal{D} defined above is not transparency restricted, because it is not in Process Greibach normal form. But the same process can be defined with a transparency-restricted recursive specification, without head recursion: it suffices to add, for all $d \in \mathcal{D}$, a name T_d to replace $S \cdot ol.d.\mathbf{1}$. Thus we obtain the following transparency-restricted specification of the stack over \mathcal{D} :

$$S \stackrel{\text{def}}{=} \mathbf{1} + \sum_{d \in \mathcal{D}'} i?d.T_d \cdot S, \quad T_d \stackrel{\text{def}}{=} ol.d.\mathbf{1} + \sum_{e \in \mathcal{D}'} i?e.T_e \cdot T_d.$$

It can be seen that the labeled transition system associated with a name in a transparency-restricted specification has either bounded or infinite branching.

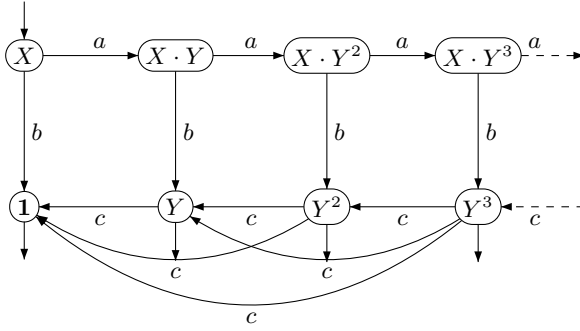


Fig. 8. Process with unbounded branching

In the case without head recursion, the branching degree of a state denoted by a reachable sequential composition of names is equal to the branching degree of its first name, and the branching degree of a name is bounded by the number of summands of the right-hand side of its defining equation. In the case with head recursion, when name N has a summand $N \cdot P$ and there is a transition $N \xrightarrow{a} \xi$ for a sequence of names ξ , then there are steps $N \xrightarrow{a} \xi \cdot M^n$ for any n -fold sequence of names M , making the branching infinite.

For investigations under what circumstances we can extend the set of push-down processes to incorporate processes with finite but unbounded branching, see [5]. In this paper a (partially) forgetful stack is used to deal with transparent variables on the stack. However, if we allow for τ -transitions in the recursive specifications, we can use the stack as is presented above. Note also that the paper does not require the recursive specifications to be transparency-restricted, but this comes at the cost of using a weaker equivalence (namely contrasimulation [10] instead of branching bisimulation) in some cases.

We are now in a position to establish a process-theoretic counterpart of the correspondence between pushdown automata and context-free grammars.

Theorem 2. *A process is a popchoice-free pushdown process if, and only if, it is definable by a transparency-restricted recursive specification without head recursion.*

This theorem was proven in [4].

Consider the pushdown automaton shown in Figure 4. This pushdown automaton is popchoice-free, since both 1-pop transitions lead to the same state. The method described in the proof of Theorem 2 can now be used to yield a sequential recursive specification. After simplification, this specification again reduces to the specification we had before, $X = \mathbf{1} + a.X \cdot b.\mathbf{1}$.

Thus, we have established a correspondence between a popchoice-free push-down processes on the one hand, and transparency-restricted recursive specification on the other hand, thereby casting the classical result of the equivalence of pushdown automata and context-free grammars in terms of processes and bisimulation.

To show that this result is not optimal, consider the following sequential recursive specification:

$$X \stackrel{\text{def}}{=} a.1 + X \cdot Y, \quad Y \stackrel{\text{def}}{=} b.1$$

This specification is in Process Greibach normal form, and is transparency-restricted, as all variables are opaque. The resulting transition system is infinitely branching. However, inserting additional τ -steps, we can see it is branching bisimilar to the transition system in Figure 9.

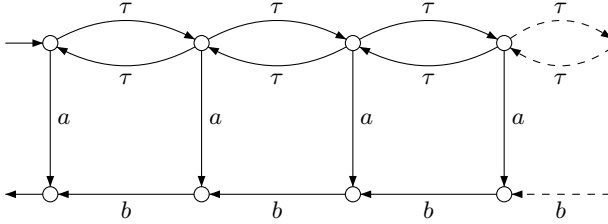


Fig. 9. Transition system branching bisimilar to infinitely branching one

Now, checking all configurations we can see this transition system is generated by the pushdown automaton in Figure 10. This pushdown automaton is not popchoice-free.

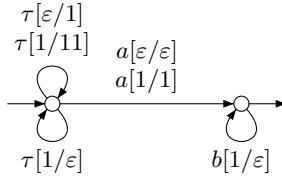


Fig. 10. Pushdown automaton that is not popchoice-free

5 Computable Processes

We proceed to give a definition of a Turing machine that we can use to generate a transition system. The classical definition of a Turing machine uses the memory tape to hold the input string at start up. We cannot use this simplifying trick, as we do not want to fix the input string beforehand, but want to be able to input symbols one symbol at a time. Therefore, we make an adaptation of a so-called *off-line* Turing machine, which starts out with an empty memory tape, and can take an input symbol one at a time.

Definition 8 (Reactive Turing Machine). A Reactive Turing Machine M is defined as a six-tuple $(\mathcal{S}, \mathcal{A}, \mathcal{D}, \rightarrow, \uparrow, \downarrow)$ where:

1. \mathcal{S} is a finite set of states,
2. \mathcal{A} is a finite action alphabet, \mathcal{A}_τ also includes the silent step τ ,

3. \mathcal{D} is a finite data alphabet, we add a special symbol \square standing for a blank and put $\mathcal{D}_\square = \mathcal{D} \cup \{\square\}$,
4. $\rightarrow \subseteq \mathcal{S} \times \mathcal{A}_\tau \times \mathcal{D}_\square \times \mathcal{D}_\square \times \{L, R\} \times \mathcal{S}$ is a finite set of transitions or steps,
5. $\uparrow \in \mathcal{S}$ is the initial state,
6. $\downarrow \subseteq \mathcal{S}$ is the set of final states.

If $(s, a, d, e, M, t) \in \rightarrow$, we write $s \xrightarrow{a[d/e]M} t$, and this means that the machine, when it is in state s and reading symbol d on the tape, will execute input action a , change the symbol on the tape to e , will move one step left if $M = L$ and right if $M = R$ and thereby move to state t . It is also possible that d and/or e is \square : if d is \square , the reading head is looking at an empty cell on the tape and writes e ; if e is \square and d is not, then d is erased, leaving an empty cell. At the start of a Turing machine computation, we will assume the Turing machine is in the initial state, and that the memory tape is empty (only contains blanks).

By looking at all possible executions, we can define the transition system of a Turing machine. The states of this transition system are the configurations of the Reactive Turing Machine, consisting of a state, the current tape contents, and the position of the read/write head. We represent the tape contents by an element of \mathcal{D}_\square^* , replacing exactly one occurrence of a tape symbol d by a marked symbol \bar{d} , indicating that the read/write head is on this symbol. We denote by $\bar{\mathcal{D}}_\square = \{\bar{d} \mid d \in \mathcal{D}_\square\}$ the set of marked tape symbols; a *tape instance* is a sequence $\delta \in (\mathcal{D}_\square \cup \bar{\mathcal{D}}_\square)$ such that δ contains exactly one element of $\bar{\mathcal{D}}_\square$.

A tape instance thus is a finite sequence of symbols that represents the contents of a two-way infinite tape. We do not distinguish between tape instances that are equal modulo the addition or removal of extra occurrences of a blank at the left or right extremes of the sequence. The set of configurations of a Reactive Turing Machine now consists of pairs of a state and a tape instance. In order to concisely describe the semantics of a Reactive Turing Machine in terms of transition systems on configurations, we use some additional notation.

If $\delta \in \mathcal{D}_\square$, then δ^- is the tape instance obtained by placing the marker on the right-most symbol of δ if this exists, and $\bar{\square}$ otherwise. Likewise, $\bar{\delta}$ is the tape instance obtained by placing the marker on the left-most symbol of δ if this exists, and $\bar{\square}$ otherwise.

Definition 9. Let $M = (\mathcal{S}, \mathcal{A}, \mathcal{D}, \rightarrow, \uparrow, \downarrow)$ be a Turing machine. The labeled transition system of M , $\mathcal{T}(M)$, is defined as follows:

1. The set of states is the set of configurations $\{(s, \delta) \mid s \in \mathcal{S}, \delta \text{ a tape instance}\}$.
2. The transition relation \rightarrow is the least relation satisfying, for all $a \in \mathcal{A}_\tau, d, e \in \mathcal{D}_\square, \delta, \zeta \in \mathcal{D}_\square^*$:
 - $(s, \delta \bar{d} \zeta) \xrightarrow{a} (t, \bar{\delta} e \zeta)$ iff $s \xrightarrow{a[d/e]L} t$,
 - $(s, \delta \bar{d} \zeta) \xrightarrow{a} (t, \delta e^- \zeta)$ iff $s \xrightarrow{a[d/e]R} t$.
3. The initial state is $(\uparrow, \bar{\square})$;
4. $(s, \delta) \downarrow$ iff $s \downarrow$.

Now we define an *executable process* as the branching bisimulation equivalence class of a transition system of a Reactive Turing Machine.

As an example of a Reactive Turing Machine, we define the (first-in first-out) queue over a data set \mathcal{D} . It has the initial and final state at the head of the queue. There, output of the value at the head can be given, after which one move to the left occurs. If an input comes, then the position travels to the left until a free position is reached, where the value input is stored, after which the position travels to the right until the head is reached again. We show the Turing machine in Figure 11 in case $\mathcal{D} = \{0, 1\}$. A label containing an n , like $\tau[n/n]L$ means there are two labels $\tau[0/0]L$ and $\tau[1/1]L$.

The queue process is an executable process, but not a pushdown process.

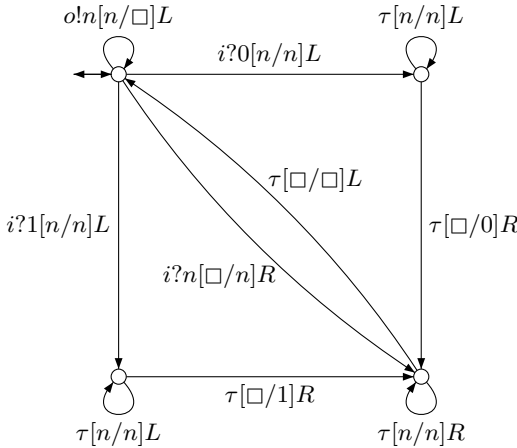


Fig. 11. Reactive Turing Machine for the FIFO queue

We call a transition system *computable* if it is finitely branching and there is a coding of the states such that the set of final states is decidable and for each state, we can determine the set of outgoing transitions. A transition system is *effective* if its set of transitions and set of final states are recursively enumerable. The following results are in [6].

Theorem 3. *The transition system defined by a Reactive Turing Machine is computable.*

Theorem 4. *Every effective transition system is branching bisimilar with a transition system of a Reactive Turing Machine.*

As in the case of the pushdown automaton, we can make the interaction between the finite control and the memory explicit, and turn this into a recursive specification.

Theorem 5. *For every Reactive Turing Machine M there exists a regular process expression p and a linear recursive specification E , and for every regular*

process expression p and linear recursive specification there exists a Reactive Turing Machine M such that

$$\mathcal{T}(M) \simeq_b \mathcal{T}_{E \cup E_Q}(\tau_{i,o}(\partial_{i,o}(p \parallel Q^{io}))).$$

In this theorem, we use the queue process as defined above, and its specification E_Q to be defined next. By putting a finite control on top of a queue, we can simulate the tape process of a Reactive Turing Machine. The control of the Turing machine together with this control, can be specified as a finite-state process.

We finish by giving a finite recursive specification E_Q for a queue with input channel i and output channel o , Q^{io} , using all syntax elements of our process theory TCP_τ^* except for sequential composition and iteration. It uses an auxiliary channel l , and six interrelated equations.

$$\begin{aligned} Q^{io} &\stackrel{\text{def}}{=} \mathbf{1} + \sum_{d \in \mathcal{D}} i?d.\tau_l(\partial_l(Q^{il} \parallel (\mathbf{1} + o!d.Q^{lo}))) \\ Q^{il} &\stackrel{\text{def}}{=} \mathbf{1} + \sum_{d \in \mathcal{D}} i?d.\tau_o(\partial_o(Q^{io} \parallel (\mathbf{1} + l!d.Q^{ol}))) \\ Q^{lo} &\stackrel{\text{def}}{=} \mathbf{1} + \sum_{d \in \mathcal{D}} l?d.\tau_i(\partial_i(Q^{li} \parallel (\mathbf{1} + o!d.Q^{io}))) \\ Q^{ol} &\stackrel{\text{def}}{=} \mathbf{1} + \sum_{d \in \mathcal{D}} o?d.\tau_i(\partial_i(Q^{oi} \parallel (\mathbf{1} + l!d.Q^{il}))) \\ Q^{li} &\stackrel{\text{def}}{=} \mathbf{1} + \sum_{d \in \mathcal{D}} l?d.\tau_o(\partial_o(Q^{lo} \parallel (\mathbf{1} + i!d.Q^{oi}))) \\ Q^{oi} &\stackrel{\text{def}}{=} \mathbf{1} + \sum_{d \in \mathcal{D}} o?d.\tau_l(\partial_l(Q^{ol} \parallel (\mathbf{1} + i!d.Q^{li}))) \end{aligned}$$

Now, the theorem above implies that recursive specifications over our syntax (even omitting sequential composition and iteration) constitute a grammar for all executable processes.

6 Conclusion

We established the notion of an execution in this paper, that enhances a computation by taking interaction into account. We do this by marrying computability theory, moving up from finite automata through pushdown automata to Turing machines, with concurrency theory, not using language equivalence but branching bisimilarity on automata.

Every undergraduate curriculum in computer science contains a course on automata theory and formal languages. On the other hand, an introduction to concurrency theory is usually not given in the undergraduate program. Both theories as basic models of computation are part of the foundations of computer science. Automata theory and formal languages provide a model of computation where interaction is not taken into account, so a computer is considered as a stand-alone device executing batch processes. On the other hand, concurrency

theory provides a model of computation where interaction is taken into account. Concurrency theory is sometimes called the theory of reactive processes.

Both theories can be integrated into one course in the undergraduate curriculum, providing students with the foundation of computing, see [1]. This paper provides a glimpse of what happens to the Chomsky hierarchy in a concurrency setting, taking a labeled transition system as a central notion, and dividing out bisimulation semantics on such transition systems.

References

1. Baeten, J.C.M.: *Models of Computation: Automata and Processes*. Technische Universiteit Eindhoven, Syllabus 2IT15 (2010)
2. Baeten, J.C.M., Basten, T., Reniers, M.A.: *Process Algebra (Equational Theories of Communicating Processes)*. Cambridge Tracts in Theoretical Computer Science. Cambridge University Press, Cambridge (2009)
3. Baeten, J.C.M., Corradini, F., Grabmayer, C.A.: A characterization of regular expressions under bisimulation. *Journal of the ACM* 54(2):6, 1–28 (2007)
4. Baeten, J.C.M., Cuijpers, P.J.L., Luttik, B., van Tilburg, P.J.A.: A process-theoretic look at automata. In: Arbab, F., Sirjani, M. (eds.) *FSEN 2009*. LNCS, vol. 5961, pp. 1–33. Springer, Heidelberg (2010)
5. Baeten, J.C.M., Cuijpers, P.J.L., van Tilburg, P.J.A.: A context-free process as a pushdown automaton. In: van Breugel, F., Chechik, M. (eds.) *CONCUR 2008*. LNCS, vol. 5201, pp. 98–113. Springer, Heidelberg (2008)
6. Baeten, J.C.M., Luttik, B., van Tilburg, P.J.A.: *Reactive Turing machines*. Draft (2010)
7. Baeten, J., Luttik, B., Muller, T., van Tilburg, P.: Expressiveness modulo bisimilarity of regular expressions with parallel composition. In: Fröschle, S., Valencia, F.D. (eds.) *Proceedings EXPRESS 2010*, number xx in *EPTCS*, pp. 229–243 (2010)
8. Basten, T.: Branching bisimilarity is an equivalence indeed! *Information Processing Letters* 58(3), 141–147 (1996)
9. van Glabbeek, R.J.: What is Branching Time Semantics and why to use it? *Bulletin of the EATCS* 53, 190–198 (1994)
10. van Glabbeek, R.J.: The Linear Time – Branching Time Spectrum I. In: Bergstra, J.A., Ponse, A., Smolka, S.A. (eds.) *Handbook of Process Algebra*, pp. 3–99. Elsevier, Amsterdam (2001)
11. van Glabbeek, R.J., Weijland, W.P.: Branching time and abstraction in bisimulation semantics. *Journal of the ACM* 43(3), 555–600 (1996)
12. Hopcroft, J.E., Motwani, R., Ullman, J.D.: *Introduction to Automata Theory, Languages, and Computation*. Pearson, London (2006)
13. Milner, R.: *A Calculus of Communication Systems*. LNCS, vol. 92. Springer, Heidelberg (1980)
14. Moller, F.: Infinite results. In: Montanari, U., Sassone, V. (eds.) *CONCUR 1996*. LNCS, vol. 1119, pp. 195–216. Springer, Heidelberg (1996)
15. Park, D.M.R.: Concurrency and automata on infinite sequences. In: Deussen, P. (ed.) *GI-TCS 1981*. LNCS, vol. 104, pp. 167–183. Springer, Heidelberg (1981)
16. Plotkin, G.D.: A structural approach to operational semantics. *J. Log. Algebr. Program.*, 60-61, 17–139 (2004)
17. Turing, A.M.: On computable numbers, with an application to the Entscheidungsproblem. *Proceedings of the London Mathematical Society* 42(2), 230–265 (1936)