
SDF Disambiguation Medkit for Programming Languages

Jurgen Vinju

Table of Contents

Introduction	1
What is syntactical ambiguity again?	2
Why do I have to disambiguate my SDF definition manually?	2
What is the general idea?	3
Step-by-step disambiguation process	4
Ambiguity diagnostics and prescription of disambiguation constructs	4
Order of recursive expression operators	5
Longer and shorter identifier names	15
Runaway whitespace and comments	16
Syntactic overloading between identifiers and keywords	18
Syntactic overloading between several classes of identifiers	20
Dangling else and related ambiguities	23

Introduction

This document assumes you have a reasonable knowlegde of SDF and parser generation concepts. It helps you solve a common issue when developing or maintaining a grammar for a (legacy) *programming language*: syntactical ambiguity. SDF has a number of so-called disambiguation constructs, which can be applied to solve ambiguities. This document helps you to apply them effectively.

The following concepts play an important role:

1. SDF disambiguation constructs are "domain specific", such that they can be used to solve specific classes of grammatical ambiguity. Like it is important to know which prescription medicinal drugs to apply to which illness, it is important to know which disambiguation construct to apply to which ambiguity. In this document we call this "ambiguity diagnosis".
2. Not all grammatical ambiguities can be resolved using SDF disambiguation constructs, in some cases you need more computational power (a more powerful drug). A good diagnosis will tell you if this is indeed the case.
3. SDF disambiguation constructs can be applied in a right manner, or in a wrong manner. In some cases, it is important to understand exactly how they work to prevent unexpected behavior (side-effects).

The rest of this introduction contains a brief discussion on ambiguity, why it is an issue in SDF, and what the general method behind solving ambiguities is. The rest of this document is a straightforward how-to that includes diagnosis of ambiguity and application of disambiguation constructs.

This document's key idea is that disambiguation is like treating an illness of a person, first you observe the symptoms, then you identify the illness, and finally you prescribe some medicine. That is where the comparison stops, we do not claim ambiguity is an "illness" of a grammar. It is a neutral property of context-free grammars, that may or may not be manipulated using SDF disambiguation constructs.

Diagnostics is about recognizing symptoms, and correlating them to the symptoms that are attributed to known illnesses. Although you may discover a new illness, this is pretty unlikely. Therefore, this document describes a number of typical ambiguous constructions, and their symptoms. If you are able to identify the symptoms, you will be able to designate the illness, which gives rise to the appropriate application of the medicine. If you have discovered an ambiguous syntactical construct that is not covered by this document yet, please contact the author at <Jurgen.Vinju@cwi.nl>.

What is syntactical ambiguity again?

SDF is based on the formalism of context-free grammars. A context-free grammar formally defines the syntax of a language by production rules. By recursively applying production rules they can be used to generate all strings of a language (hypothetically speaking of course). This nested application of production rules results in a derivation tree (parse tree) for each string of the language. The practical application of context-free grammars comes from using the production rules to parse a string. When we parse a string, we simply try to find the derivation tree that produces exactly the string we are trying to parse. If there is such a tree, the string is in the language; if not we have a parse error.

In many cases there is more than one derivation tree for the same string. This is what we call ambiguity. This may happen for parts of the string too: several sub-derivations for the same sub-string. Since we use the derivation trees later for semantical analysis, it is important to have only one derivation tree. The goal of SDF is to let the language designer explicitly (declaratively) express which derivation is the best.

Frequently, the choice of derivation trees has significant consequences for the semantical interpretation of a string. The most clear example is when we pick the wrong order for the multiplication and addition in an expression language: $1 + (2 * 3)$ is different from $(1 + 2) * 3$! Other examples are to which nested conditional an 'else branch' belongs (which influences order of statement execution), and syntactic overloading (is 'return(1)' a function call or the builtin return statement?)

Why do I have to disambiguate my SDF definition manually?

Real programming languages have ambiguous context-free grammars. They even have ambiguous lexical syntax. Many lexer and parser generator technologies either do not accept any ambiguity, or have builtin "implicit disambiguations", which hide this fact conveniently from the user. When you implement a parser using such a technology, your parser will never complain about ambiguity. However, conceptually there will be disambiguation applied anyway. Similarly, for lexical ambiguity, scanners tend to have a number of built-in rules that shield the user from this complexity. Still the disambiguation concept is there, somewhere under the hood.

SDF does not have any implicit, or hidden, lexical or context-free disambiguation mechanisms.

What do I get from this?

- One of the main goals of SDF is to provide a fully declarative (implementation independent or formal) definition of the syntax of a language. When the technology that implements it would do disambiguation implicitly, this requirement is not met. This makes the difference between a parser that works correctly by accident, and a parser that works correctly by intention.
- Implicit disambiguations can be wrong. What if your (legacy) language does not fit the built-in choice of the people that made the lexer/parser generator?

- More programming languages can be parsed: with the restriction of non-ambiguity released, we can start parsing programming languages that indeed have ambiguous grammars.
- Modularity: SDF definitions can be modular because they accept all context-free languages, including the ambiguous ones. This will help you compose embedded languages and deal with language dialects in a natural manner.
- Fewer non-terminals (sorts): you may use any form of production rules, for example the simplest! With SDF, there is no need to avoid left recursion, right recursion, hidden recursion, nullables or any form of production rules.
- Separation of concerns: the shape of the production rules (and thus the parse trees) becomes almost independent of the disambiguation concern. SDF offers disambiguation constructs next to the production rules. You may write the production rules, ignoring ambiguity completely, and add disambiguation rules separately.

What do I pay for this?

- First of all you pay intellectual effort, and thus time. You will have to think about disambiguation and then use the appropriate SDF disambiguation constructs. This document tries to help you with this.
- Second, you pay insecurity. A grammar may be ambiguous without you knowing about it. Automatic detection of ambiguity in grammars is still in its infancy, and it is theoretically never to become complete since it is not always decidable whether a grammar is ambiguous or not. The good news is that we know how to deal with this. By testing the grammar on a reasonable collection of large programs, you will be able to say confidently that you found all relevant issues. And, in case an ambiguity pops-up after all, you will be able to present this to the user as a plain old parse error.

Note

The currently released parser implementation for SDF (named `sglr`) contains the implementation of some disambiguation filters that contradict the above statements. Please turn these "heuristic" filters off by using the flags `-fe` and `-fi` on the commandline. You can use these filters of course, but be aware of the pitfalls of heuristic methods. The IDEs for SDF (The SDF Meta-Environment, and the ASF+SDF Meta-Environment), turn these filters off by default.

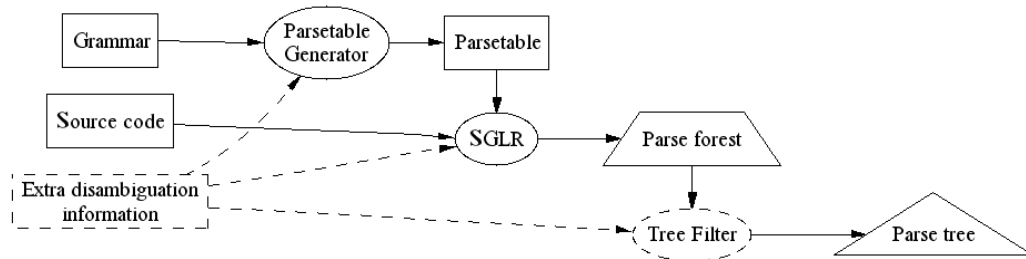
Note

Have you considered not resolving the ambiguity at all? In some cases ambiguous derivations can be exploited to implement useful features, and sometimes they can be ignored altogether.

What is the general idea?

All SDF disambiguation constructs work by the same principle. Each disambiguation construct gives rise to a tree filter. The filter removes exactly the trees that are identified by the disambiguation construct, and no more. This means that when disambiguating in SDF, you are always removing the derivations you do not want, instead of choosing for the derivations you do want. The derivation that you do want is intended to be the only one left in the "forest of derivations", after you have filtered all the others. This also means that you should not write a disambiguation that removes the last tree; that would result in a parse error naturally.

The implementation of filters depends on the information the disambiguation construct uses. Some constructs may be used to filter at parse-table generation time. This prevents the derivation to occur at all. Some filters may be used at parse-time, this prevents further unnecessary computations by the parser. Some filters can be applied only after all derivations are constructed, which is obviously the most expensive alternative. The following figure depicts these ideas:

Figure 1.1. SDF disambiguation architecture

SGLR itself contains some post-parse filters. However, if none of the SDF disambiguation constructs fit your purpose, you may of course write your own filter in your favorite tree manipulation programming language.

Step-by-step disambiguation process

This is your Todo list for every ambiguity you wish to resolve:

1. Acquire an example input string that triggers the ambiguity.
2. Select the substring that is ambiguous, and simplify if possible to a shorter string.
3. Visualize the ambiguity, which works better for smaller strings.
4. Diagnose the ambiguity by analyzing the differences between the derivation trees.
5. Lookup in the language definitions, or decide by yourself, which derivation is to be removed.
6. Select an appropriate disambiguation construct (there may be more to chose from).
7. Test your smaller examples
8. Test your new SDF definition on a larger set of test strings

In case of multiple ambiguities in the same string, try isolating the lower ambiguities in the tree first. Also, if there are cyclic derivations, remove them first to speed up parsing and making the trees look simpler.

Ambiguity diagnostics and prescription of disambiguation constructs

Work is in progress on automated ambiguity diagnostics. For now, you will have to diagnose yourself. This is about comparing trees, which are two dimensional things. Therefore, visualizing the trees is always the first step. Even if you are an experienced disambiguator, looking at the pictures will help you confirm your assumptions about the ambiguity at hand. If you are not using The Meta-Environment, you may use commandline tools to obtain a picture:

```
$ sglr -p MyLanguage.tbl -i myInputString.txt -fe -fi | \
  tree2graph -p -c | graph2dot | dot -Tps > myPicture.ps
```

Meta-Environment users may click on the ambiguous substring (which is highlighted in red), and select one of the view tree options from the popup menu.

Each of the following sections describes one typical ambiguous construct, it's symptoms and optionally prescribes SDF disambiguation constructs.

Order of recursive expression operators

Expression languages of programming languages usually have dozens of operators. These operators use infix syntax, prefix syntax, or any other kind of funny syntax. The idea of expressions is that you can recursively combine any of the operators with another. This is why they are sometimes referred to as combinator languages). Like in basic arithmetic, each programming language has a fixed set of rules that explain the relative priority of the expression operators. In programming languages, this can become quite a complex situation. Most programming languages define a partial ordering on the operators, such that all ambiguity is resolved by applying this order. In some programming languages, the order is inconsistent (contradictory), or overly restrictive. SDF allows you to express these properties of languages quite efficiently. You should be able to express all operators using a recursive backbone with a single non-terminal (sort).

As said before, expression operator come in many sizes and shapes. We will consider a number of examples, trying to isolate one particular ambiguous concept in expression grammars at a time.

Associativity of a binary operator

```

module Expressions

exports
sorts E

lexical syntax
  [\ \t\n] -> LAYOUT

context-free start-symbols
  E

context-free syntax
  "e"      -> E
  E "*" E  -> E
  "(" E ")" -> E {bracket}

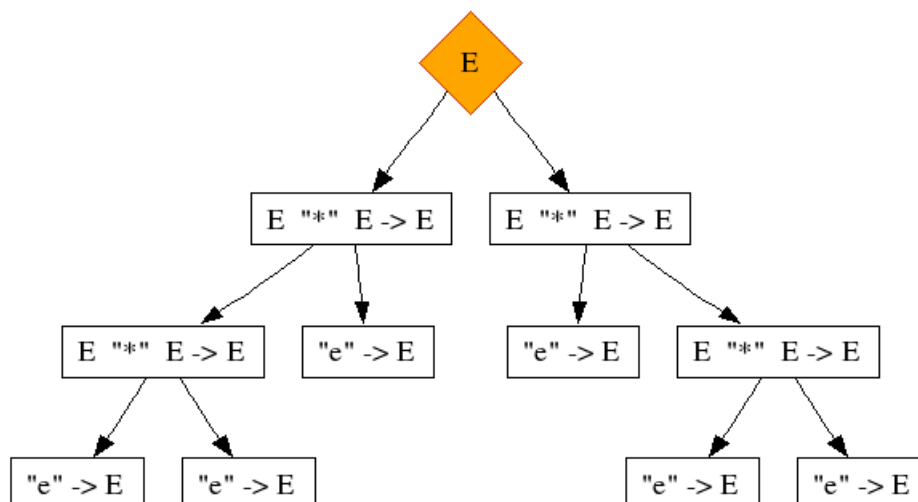
```

This simple grammar is already ambiguous. Let's parse the following string:

```
e * e * e
```

This has two possible derivations:

Figure 1.2. A problem with associativity of an operator



We recognize the following **symptoms** in these trees:

- The top nodes of both alternatives have the same production
- This production has itself as one of its direct children in both derivations
- Which child it is, is different for each derivation. For one it is the left-most child, for the other it is the right-most child

The problem is easily solved by using SDF's associativity attributes:

```
module Expressions
  exports
  sorts E

  lexical syntax
    [\ \t\n] -> LAYOUT

  context-free start-symbols
    E

  context-free syntax
    "e"      -> E
    E "*" E  -> E {left}
    "(" E ")" -> E {bracket}
```

The {left} attribute declares that any right-most child of a "*" which is a "*" itself will be filtered. This solves the problem without changing anything else in the grammar. Similarly, you might have used {right} for the opposite solution, or {non-assoc} for filtering all direct children. With {non-assoc} you effectively force the user to write brackets around every recursive application of "*".

Note

The {bracket} attribute is NOT a disambiguation construct. It is used by tree matchers and tree walkers to identify production rules that do not have semantics and may ignored. It is also used by pretty printers to introduce brackets at the appropriate places when necessary.

Priorities between binary operators

The next expression grammar has a different, but related problem:

```
module Expressions
  exports
  sorts E

  lexical syntax
    [\ \t\n] -> LAYOUT

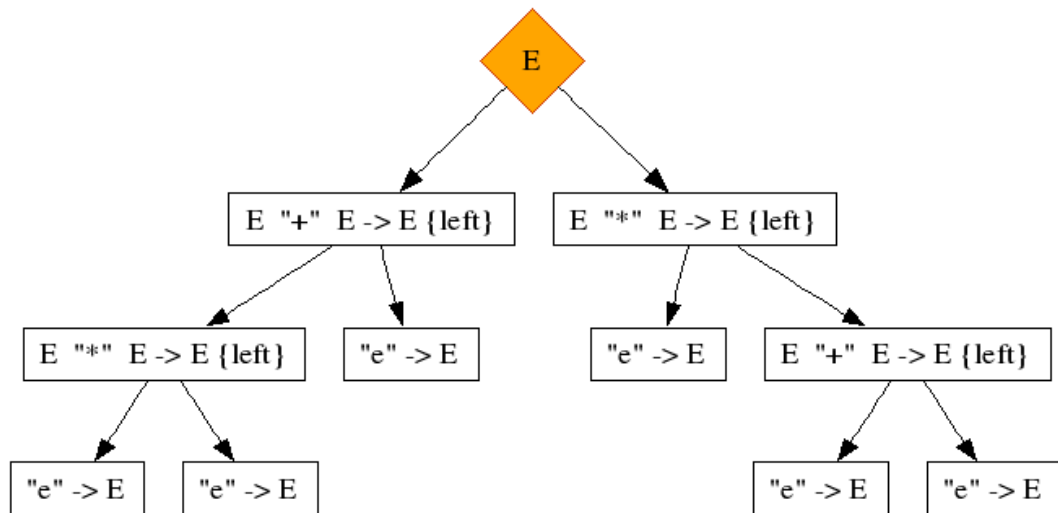
  context-free start-symbols
    E

  context-free syntax
    "e"      -> E
    E "*" E  -> E {left}
    E "+" E  -> E {left}
```

Now we parse this string, and we obtain two trees:

```
e * e + e
```

Figure 1.3. A problem with priority between two operators



We observe the following **symptoms** in these trees:

- The top productions of the two derivations are different
- These two top productions are related to each other by direct father-child relation. In the one derivation the first is a child of the second, in the other is the first the father of the second.
- Also, in the first derivation the designated father-child relation is on the left child, while in the second derivation it is on the right child.
- The recursion takes place at the extremities: either the left-most or the right-most child of a production is the recursive non-terminal.

Sometimes, these symptoms are called different "vertical ordering issues". They can be solved easily using SDF's priority mechanism:

```
module Expressions
  exports
  sorts E

  lexical syntax
    [\ \t\n] -> LAYOUT

  context-free start-symbols
    E

  context-free syntax
    "e" -> E

  context-free priorities
    E "*" E -> E {left} >
    E "+" E -> E {left}
```

The '>' sign declares that *all* "+" productions that are *direct children* of "*" productions will be filtered. This leaves the interpretation where the "*" has a higher priority ("binds stronger") as the only derivation.

Note

The production rules that are part of a context-free priorities declaration are automatically promoted to context-free syntax sections. This is to prevent duplication of productions. Sometimes it is still necessary to duplicate a production however. In this case it is good to know that the identity of a production is defined by its left-hand side and right hand side, while if only the attributes are different two productions are considered to be the same.

A different solution to the same issue would be to have both operators have the same priority, but have left or right associativity with respect to eachother:

```
module Expressions

exports
sorts E

lexical syntax
  [\ \t\n] -> LAYOUT

context-free start-symbols
  E

context-free syntax
  "e"      -> E

context-free priorities
{ left:
  E "*" E -> E {left}
  E "+" E -> E {left}
}
```

Again, "left:" could also be replaced by "right:" and "non-assoc:". It is even possible to have {right} associative productions that are "left:" associative with eachother.

It is important to know that priorities are *closed transitively* by default. Consider the following example:

```
module Expressions

exports
sorts E

lexical syntax
  [\ \t\n] -> LAYOUT

context-free start-symbols
  E

context-free syntax
  "e" -> E

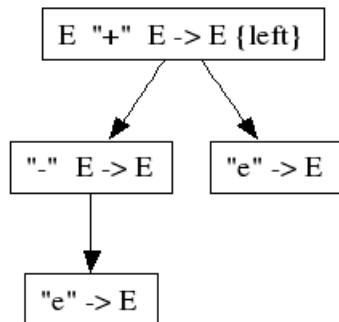
context-free priorities
  "-" E -> E >
  E "*" E -> E {left}

context-free priorities
  E "*" E -> E {left} >
  E "+" E -> E {left}
```



```
- e + e
```

Figure 1.4. Non-ambiguous application of + to - because of transitive priorities



As you can see, there is no ambiguity, and the "-" has a higher priority than the "+", even though a direct priority was not declared. The ">" relation is closed transitively. A shorter notation for the same module is:

```

module Expressions

exports
sorts E

lexical syntax
  [\ \t\n] -> LAYOUT

context-free start-symbols
  E

context-free syntax
  "e" -> E

context-free priorities
  "-" E -> E >
  E "*" E -> E {left} >
  E "+" E -> E {left}
  
```

Note

In some grammars for programming languages, the priority ordering between expression operators is very complex. It is sometimes not handy to have the priority relation transitively closed. There is a notation in the newest releases of SDF to stop the transitive closure. We will see an example of this later.

Prefix expressions applied to binary expressions

In most programming languages there are prefix expressions like "-e". Consider the following ambiguity.

```

module Expressions

exports
sorts E

lexical syntax
  [\ \t\n] -> LAYOUT
  
```

```

context-free start-symbols
  E

context-free syntax
  "e"      -> E
  "-" E    -> E
  E "+" E -> E {left}

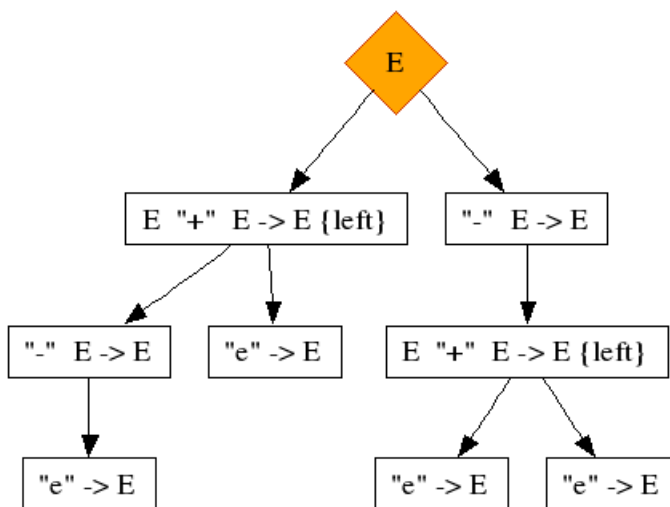
```

We parse the following string:

```
- e + e
```

To get the following two derivations:

Figure 1.5. Prefix production combined with binary production:



The symptoms are exactly the same as in the two binary operators case, and therefore the solution is also exactly the same. Use priorities to solve the problem!

Postfix expressions with guarded children

So far, we have seen operator productions where the recursive child was either the left-most or the right-most member of a production. Priorities can be applied without reserve to these kinds of ambiguity. In the following case however we need to be more careful.

Consider the following grammar and input string:

```

module Expressions

exports
sorts E

lexical syntax
  [\ \t\n] -> LAYOUT

context-free start-symbols
  E

context-free syntax
  "e"      -> E
  E "[" E "]" -> E

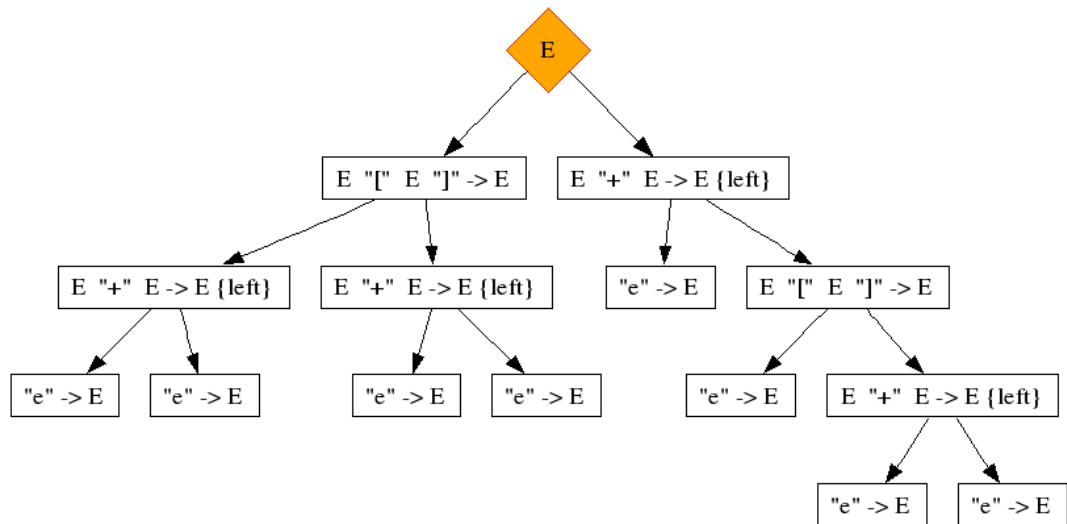
```

```
E "+" E -> E {left}
```

```
e + e [ e + e ]
```

Even though there are three nested applications of operators, there is still only one ambiguity with two alternatives. The reason is that the "[" brackets guard the second "+". It can only be a child of the "[" operator and nothing else. Still the first element of the "[" production is a left-most child, which has a priority issue:

Figure 1.6. Postfix expression with binary operator



Again, these derivations show similar symptoms, but not quite the same:

- The top productions of the two derivations are different
- These two top productions are related to each other by direct father-child relation. In the one derivation the first is a child of the second, in the other is the first the father of the second.
- Also, in the first derivation the designated father-child relation is on the left child, while in the second derivation it is on the right child.
- The added symptom is that there is no confusion about the second child of the "["]. The recursion only takes place at the left-most extremity, the other recursion is not at an extremity.

A plain priority between the two operators would prevent all children of "["]" to be "+". This is obviously wrong. The correct solution is to restrict the priority to the first argument of "["]":

```
module Expressions
  exports
  sorts E

  lexical syntax
    [\ \t\n] -> LAYOUT

  context-free start-symbols
    E

  context-free syntax
    "e" -> E

  context-free priorities
```

```
E "[" E "]" -> E <0> >
E "+" E      -> E {left}
```

The "<>" notation is used to restrict the filtering behavior of priorities to certain arguments. In this case, if a "+" is a direct child of the first "E" in the "[]" production, it is filtered. No other direct children are filtered but the ones listed between the angular brackets.

It often occurs that there are groups of operators which are similar. Especially with postfix operators this is the case. SDF provides production grouping in priority sections to accommodate this common language design idiom:

```
module Expressions

exports
sorts E

lexical syntax
  [\ \t\n] -> LAYOUT

context-free start-symbols
  E

context-free syntax
  "e" -> E

context-free priorities
  { E "[" E "]"          -> E
    E "(" {E "","}* ")" -> E
  } <0> >
  E "+" E                -> E {left}
```

In very rare cases, expression grammars get extremely complex and there seems to be no clear order between the operators. In this case, you do not want transitive closure of priorities. These grammars often make frequent use of the priorities for specific arguments. Here is a weird example that uses non-transitive priorities:

```
module Expressions

exports
sorts E

lexical syntax
  [\ \t\n] -> LAYOUT

context-free start-symbols
  E

context-free syntax
  "e"          -> E
  "(" E ")"   -> E {bracket}

context-free priorities
  "-" E      -> E      .>
  E "*" E    -> E {left},

  E "+" E    -> E {left} .>
  "-" E      -> E,

{non-assoc:
```

```

E "*" E -> E {left}
E "+" E -> E {left}
}

```

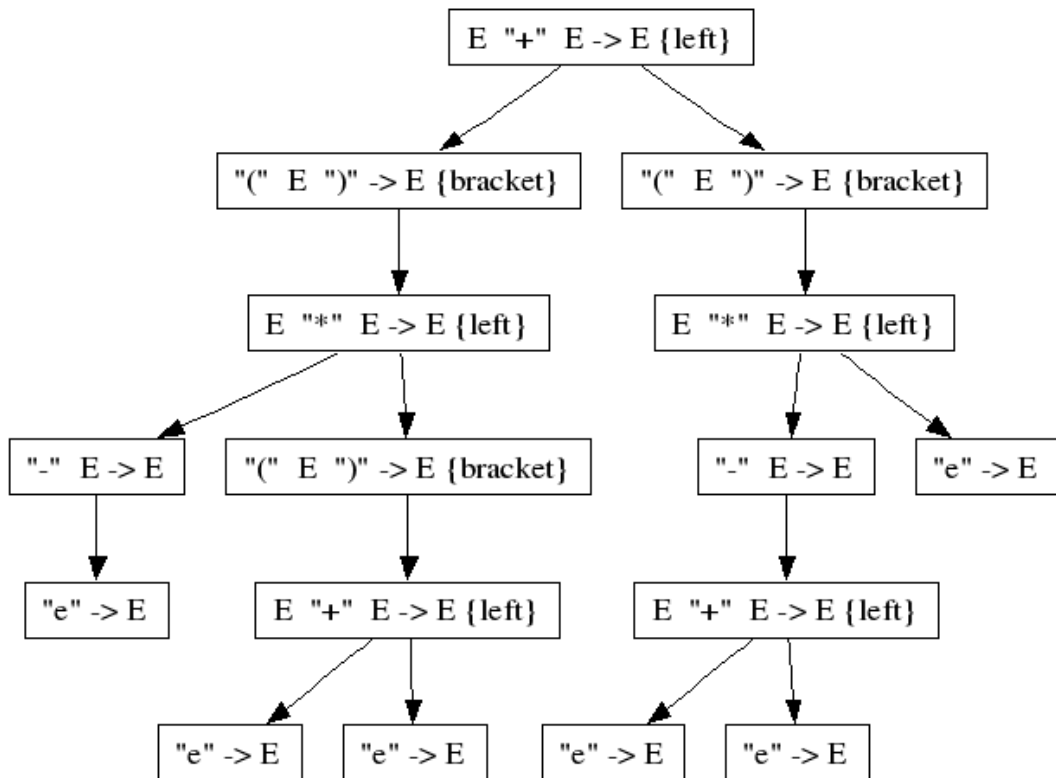
In this grammar, the "-" binds stronger than the "*", but weaker than the "+".

```

(-e * (e + e)) + (-e + e * e)

```

Figure 1.7. Weird expression grammar with non-transitive priorities between the operators



Note

Grammars with non-transitive priorities are very hard to get correct (where correct means "corresponding to the behavior of some particular compiler or interpreter"). Use a large and thorough test set!

Overloaded comma's in expression languages

In many programming languages arguments of function applications are separated by comma's, and the comma is a binary operator in the expression language. This causes ambiguity as in the following example:

```

module Expressions
  exports
  sorts E

  lexical syntax
    [\ \t\n] -> LAYOUT

  context-free start-symbols

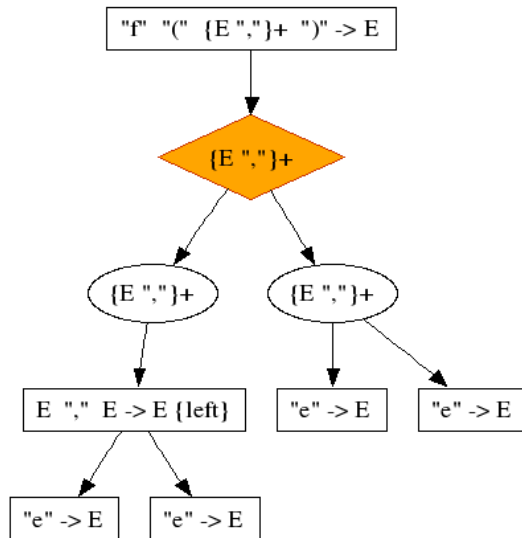
```

```

E
context-free syntax
"e"                -> E
"f" "(" {E "," }+ ")" -> E
E "," E           -> E {left}
f(e,e)

```

Figure 1.8. Ambiguous comma's in expression languages



The symptoms are easy enough to recognize:

- The ambiguity cluster ranges over a list type
- The top two nodes of each alternative are list nodes
- One of the list nodes has more elements than the other
- The "," literal is shared by the list and another binary production

This kind of ambiguity is solved by removing comma expressions as direct children of argument lists. The priority definition reveals some of the implementation details of SDF, by showing one of the productions that are automatically generated for you. There is no way around this, unless you would like to remove the comma separated argument list and use the binary comma operator instead for parsing your comma's.

```

module Expressions
exports
sorts E

lexical syntax
[ \ \t\n ] -> LAYOUT

context-free start-symbols
E

context-free syntax
"e"                -> E
"f" "(" {E "," }+ ")" -> E

```

```

context-free priorities
{ non-assoc: E      -> {E " ,"}+
          E " , " E -> E          {left}
}

```

Longer and shorter identifier names

Tokenization is a classical technique for parsing programming languages. In some languages it is not done by separating tokens by whitespace, in many languages it is. SDF does not make any assumption about this aspect of language design. There is no implicit "longest match" in SDF. Instead you, as a language designer, will explicitly define the behavior of the parser.

The following is a simple language that requires longest match:

```

module LongestMatch

exports

sorts A L

context-free start-symbols
  L

lexical syntax
  [\ \t\n] -> LAYOUT
  [a]+     -> A

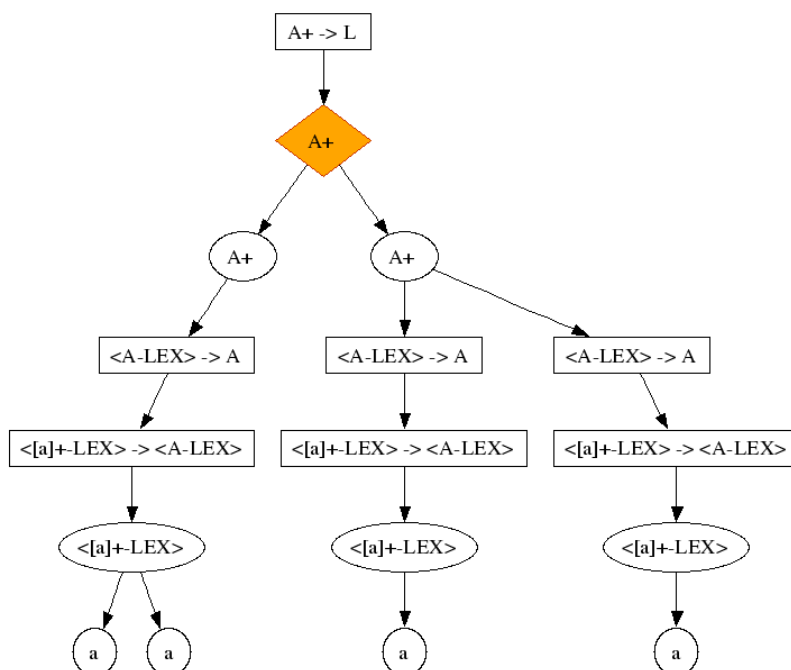
context-free syntax
  A+ -> L

```

We parse the following string with it:

```
aa
```

Figure 1.9. A tokenization ambiguity



We register the following **symptoms**:

- The topnode of the ambiguity is a list
- In one case the list has more elements than in the other
- In both alternatives there is a lexical list (list of characters)
- Characters that are grouped under one lexical list node in the one alternative, are distributed over several lexical lists in the other alternative

In other words, the parser has recognized either one long A, or two short A's. A "follow restriction" will solve this problem efficiently:

```
module LongestMatch

exports

sorts A L

context-free start-symbols
  L

lexical syntax
  [\ \t\n] -> LAYOUT
  [a]+     -> A

context-free syntax
  A+ -> L

lexical restrictions
  A -/- [a]
```

Naturally, there are more complex situations where longest match is needed. In these cases, you will find that the topnode's of the ambiguity are not necessarily lists. You will find characters that are grouped under one character list node in one alternative, spread out over several other nodes in the other alternative.

Runaway whitespace and comments

As SDF is implemented using scannerless parsing, whitespace and comments are just as important as any other language construct. In SDF you fully define it. There are some common ambiguities related to whitespace and comments that we will discuss here.

Layout nodes moving from left to right

The following simple grammar has a nullable non-terminal in the middle of a production. This triggers already a common ambiguity. Note that star lists like "A*" are nullable non-terminals.

```
module Layout

exports

sorts P S

context-free start-symbols
  P

lexical syntax
  [\ \t\n] -> LAYOUT
```

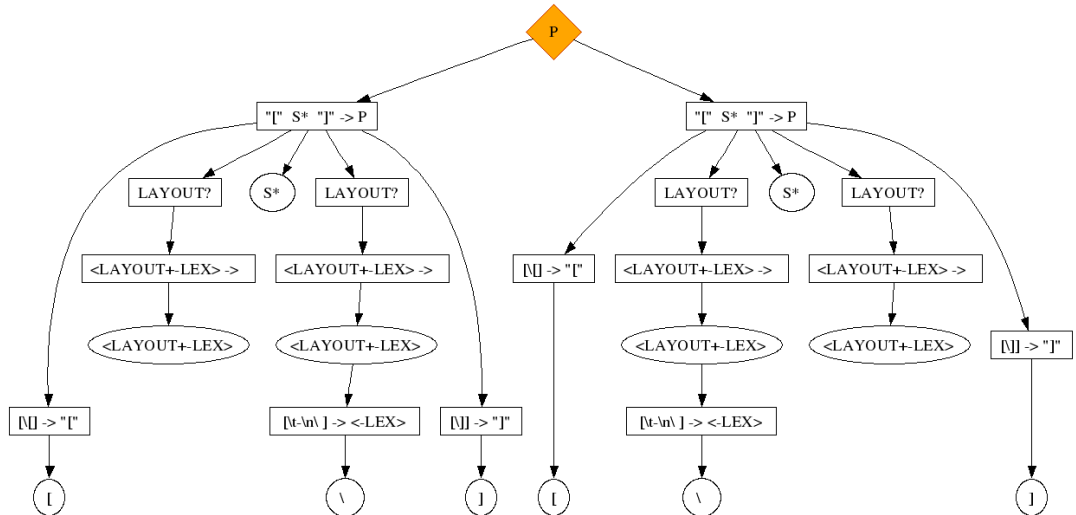


```
context-free syntax
"[" S* "]" -> P
"s"        -> S
```

```
[ ]
```

When we parse the above string (two brackets with a space in between), there is a nice ambiguity:

Figure 1.10. Layout moving across a nullable non-terminal



These trees have typical **symptoms**:

- There is a nullable symbol (for example a star list) in play, e which indeed recognizes the empty language
- The two layout nodes surrounding the nullable non-terminal take turns in accepting the layout.

SDF introduces the "LAYOUT?" in between every two members in a production that is part of a context-free syntax section. Optional layout is everywhere. The most common solution to this ambiguity is to define that all layout must be recognized with the first "LAYOUT?" node possible:

```
module Layout
exports
sorts P S
context-free start-symbols
P
lexical syntax
[ \ \t\n ] -> LAYOUT
context-free restrictions
LAYOUT? -/- [ \ \t\n ]
context-free syntax
"[" S* "]" -> P
"s"        -> S
```

Notice that the lexical restriction contains every character defined by LAYOUT. Also notice that it is a context-free restriction, not a lexical restriction. The reason is that the LAYOUT? non-terminal is introduced between every non-terminal at the context-free level.

The matter becomes slightly more complex with the introduction of source code comments. In this case, you can define another follow restriction:

```

module Layout

exports
sorts P S

context-free start-symbols
  P

lexical syntax
  [\ \t\n]      -> LAYOUT
  "%" ~[\%]* "%" -> LAYOUT

context-free restrictions
  LAYOUT? -/- [\ \t\n]
  LAYOUT? -/- [\%]

context-free syntax
  "[" S* "]" -> P
  "s"        -> S

```

Note

The newly introduced restriction is not always safe. If there are tokens in your grammar that start with a % sign you are in trouble. Be aware of these issues. It could mean that you need more lookahead in the follow restriction.

Syntactic overloading between identifiers and keywords

It is very common to have the keywords of a programming language overlapping with the acceptable characters of identifiers. In some languages, keywords are therefore *reserved* from the identifier classes. In other languages, they are not reserved at all. SDF can deal with both. Consider the following example:

```

module Keywords

exports

sorts S E

context-free start-symbols
  S

lexical syntax
  [A-Za-z][A-Za-z0-9]* -> E
  [\ \t\n]             -> LAYOUT

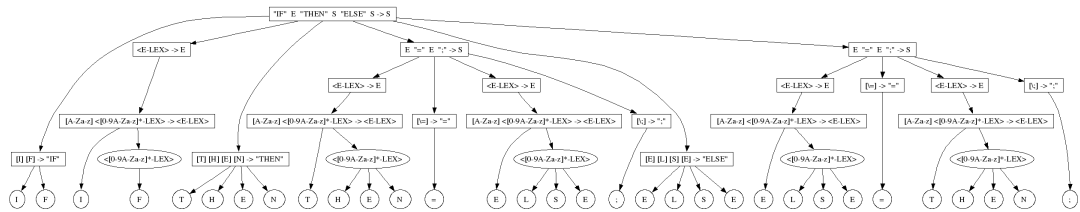
context-free syntax
  "IF" E "THEN" S "ELSE" S -> S
  E "=" E ";"              -> S

```

When we parse the following string, there are no ambiguities at all, even though "IF", "THEN" and "ELSE" fit in the character ranges defined for the sort "E":

```
IF IF THEN THEN = ELSE; ELSE ELSE = THEN;
```

Figure 1.11. No reserved keywords necessary



As you can see from the above tree, IF is sometimes recognized as a keyword, and sometimes as an identifier. This depends on the context, which the scannerless parser can figure out automatically.

However, in some languages there are not enough syntactical hints for the parser to determine a precise context. In such as case, disambiguation may be required. The following example should look familiar to people who know C, C++, Java or C#:

```

module Keywords

exports

sorts S E

context-free start-symbols
S

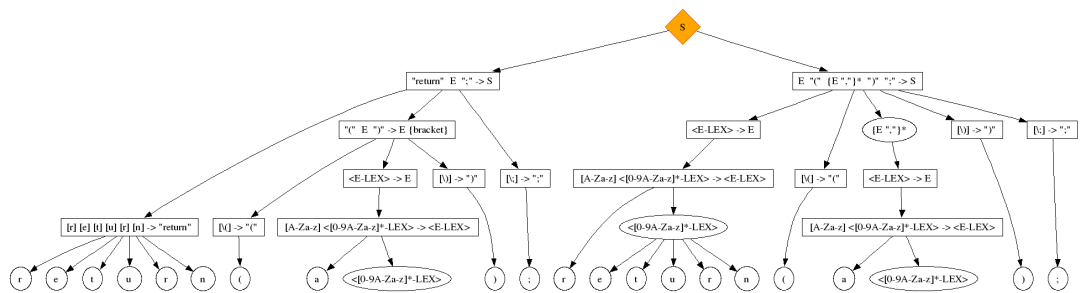
lexical syntax
[A-Za-z][A-Za-z0-9]* -> E
[\ \t\n] -> LAYOUT

context-free syntax
E "(" {E ","}* ")" ";" -> S
"return" E ";" -> S
 "(" E ")" -> E {bracket}

return (a);
    
```

When you parse the above string, you will get an ambiguity that must be resolved:

Figure 1.12. Keyword overlaps with identifier



First, let's identify the **symptoms** of this ambiguity:

- The top two nodes of the ambiguity differ
- There is more than one instance of syntactic overloading. Both the "return" keyword, and the bracket syntax "(")" overload with other parts of the syntax, and even the ";" is allocated to a different production.
- Characters that are grouped under a keyword node ("return") in one alternative, end up under an identifier node in another ("E").

There are choices to be made. For many existing languages, the choice is keyword reservation. This implies that no identifier will ever be allowed to be "return". The following grammar implements this:

```

module Keywords

exports

sorts S E

context-free start-symbols
  S

lexical syntax
  [A-Za-z][A-Za-z0-9]* -> E
  [\ \t\n]             -> LAYOUT
  "return"             -> E      {reject}

context-free syntax
  E "(" {E ","}* ")" ";" -> S
  "return" E ";"         -> S
  "(" E ")"              -> E {bracket}

```

The {reject} attribute declares that all identifiers with non-terminal E that match that production will be filtered. This effectively removes the interpretation of the prefix function application, and leaves the other interpretation standing.

However, this also filters all other identifiers that look like "return". For some languages, this is the defined behavior. Other languages are more liberal. Since the top two nodes of the ambiguity differ, we may also apply preference attributes:

```

module Keywords

exports

sorts S E

context-free start-symbols
  S

lexical syntax
  [A-Za-z][A-Za-z0-9]* -> E
  [\ \t\n]             -> LAYOUT

context-free syntax
  E "(" {E ","}* ")" ";" -> S
  "return" E ";"         -> S {prefer}
  "(" E ")"              -> E {bracket}

```

For our example, this has the same disambiguating effect. Added feature is that all other identifiers can still be "return". However, this solution is a bit slower since the preference filter is a back-end filter. And, this solution requires better testing: does this use of prefer deal with all problems introduced by the return keyword?

Syntactic overloading between several classes of identifiers

Programming languages usually have several kinds of identifiers. Consider Java for example, it has class names, variable names, package names, etc. Identifiers, or names, are a common source of

ambiguity. Especially when syntax definitions are typed from language manuals, you may expect ambiguities of this kind. Some of the ambiguities are introduced artificially into grammars for ease of implementation with a particular parser technology.

In this class of ambiguities we will identify symptoms that can not be solved by SDF's disambiguation constructs. You will need a name-table for instance. This can be done easily by your favorite tree manipulation library or programming language. ASF+SDF has facilities for manipulating ambiguous parse trees directly.

Useless cloning of identifier classes

This is a particularly easy ambiguity to solve. You will not even need disambiguation constructs. Consider the following grammar:

```

module Clone

exports
sorts Identifier ClassName TypeName Declaration

context-free start-symbols
  Declaration

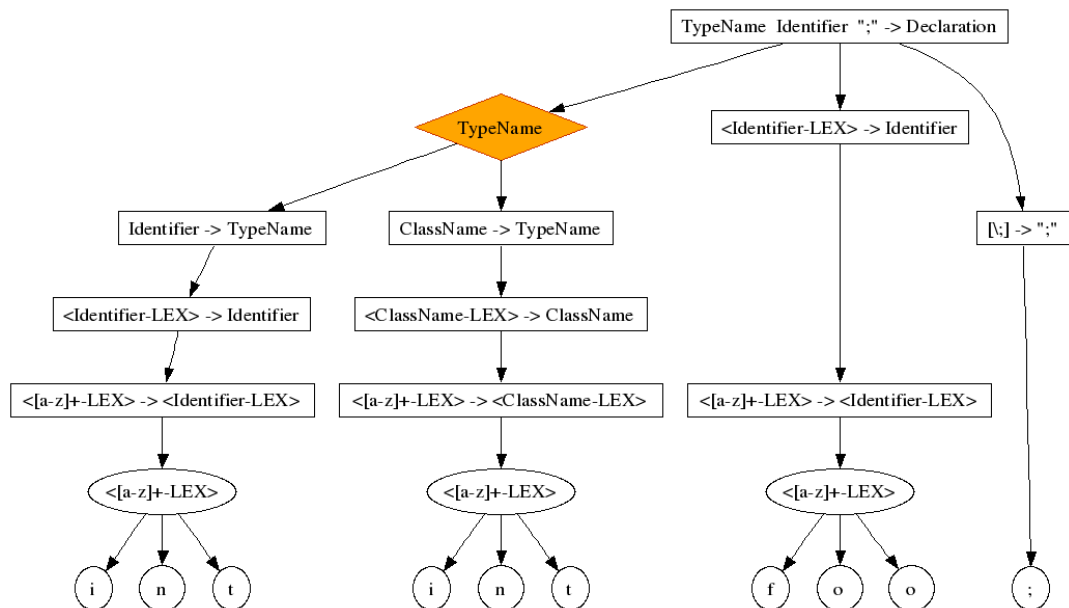
lexical syntax
  [\ \t\n] -> LAYOUT
  [a-z]+   -> Identifier
  [a-z]+   -> ClassName

context-free syntax
  Identifier           -> TypeName
  ClassName           -> TypeName
  TypeName Identifier ";" -> Declaration

int foo;

```

Figure 1.13. A useless clone of an identifier class



The **symptoms** are very clear:

- The two top productions of the ambiguity are different

- The two top productions of the ambiguity are injections (chain rules)
- Each chain rule introduces a lexical (identifier) that has the same definition, but a different non-terminal name
- Each alternative recognizes exactly the same characters in exactly the same way, modulo non-terminal names

Even if these definitions pop up in language standard documents, they are still useless from the perspective of SDF. They are there to prepare a parser for side-effects that SDF does not have. Ergo, they have to be removed:

```
module Clone

exports
sorts Identifier Declaration

context-free start-symbols
  Declaration

lexical syntax
  [\ \t\n] -> LAYOUT
  [a-z]+   -> Identifier

context-free syntax
  Identifier Identifier ";" -> Declaration
```

Dynamic identifier reservation

In many languages the basic type names are reserved keywords and they allow the programmer to extend the set of type-names using "class definitions", or "type defs", or anything else that extends the set of types. In these languages, like C for example, the newly identified types become "reserved keywords" immediately after their declaration. This may be the language designers' chosen method to disambiguate the syntax of the language.

Consider the following example:

```
module Clone

exports
sorts I D E S P

context-free start-symbols
  P

lexical syntax
  [\ \t\n] -> LAYOUT
  [a-z]+   -> I

lexical restrictions
  I -/- [a-z]

context-free syntax
  "type" I -> D
  I I ";" -> D

context-free syntax
  I       -> E
  E E    -> E {right}
```

```
E ";" -> S
```

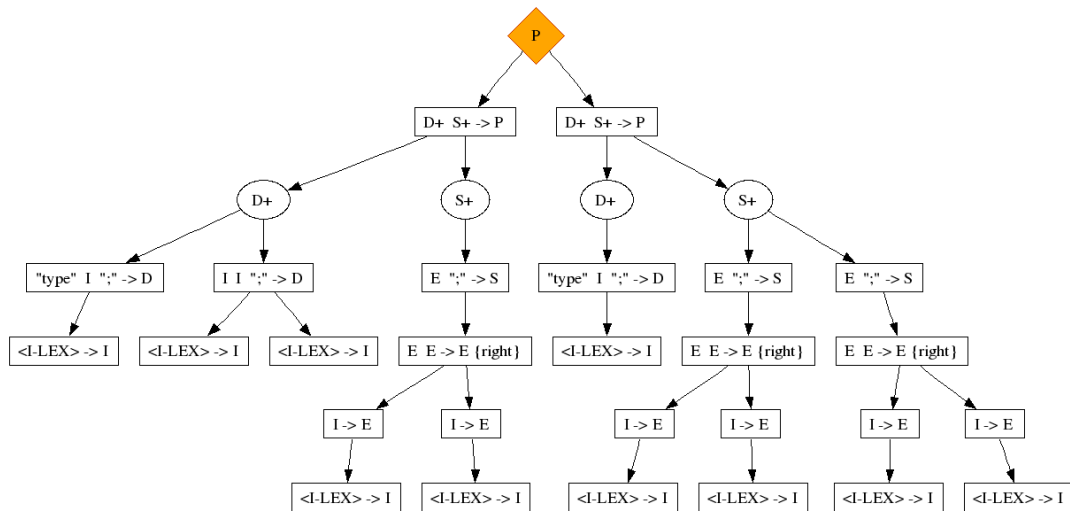
```
context-free syntax
```

```
D+ S+ -> P
```

This example is strongly inspired by the C language definition. The non-terminals names are kept short to make the parse tree viewable in this document (I=Identifier, D=Declaration, E=Expression, S=Statement, P=Program). The following string is ambiguous:

```
type int;
int i;
```

Figure 1.14. Dynamically reserved types



The **symptoms** are complex:

- The top nodes of the two alternatives are equal
- Several syntactic constructs are reused (overloaded) for different purposes. Here, we see the juxtapositioning of two Identifiers both in declarations (D), and in expressions (E), and the ";" is reused. All ingredients are necessary to trigger the ambiguity. If one of them is not there, SDF does not produce this ambiguity.
- Large sub-trees change interpretation, move from one side of the tree to another. In this case, we see a declaration becoming a statement in the other alternative, using completely different productions.

Note

Dynamically reserved identifiers and useless identifier cloning occur together in syntax definitions because the second is used as a method to deal with the first. Not in SDF. Removing the useless clones is a good idea in SDF.

Since dynamic reservation of keywords is far removed from the parsing algorithms SDF defines, this ambiguity can not be solved using any of SDF's disambiguation constructs. You are advised to disambiguate during static analysis. This is a tested method, and can be very successful in generating meaningful error messages. (Consider the difference between "parse error at line x", and "type or variable X was not declared").

Dangling else and related ambiguities

This is a pretty frequently occurring ambiguity, where productions of nested statements or expressions have an optional tail that is not closed by a bracket or other literal. This tail can then sometimes

be attributed to an inner or outer production in a derivation tree (when it is the last statement in a nested application). This is one of the more complex ambiguities to identify and to solve. Consider the following (simple) example:

```

module DanglingElse

exports
sorts S E

lexical syntax
  [\ \t\n] -> LAYOUT

context-free restrictions
  LAYOUT? -/- [\t\n\ ]

context-free start-symbols
  S

context-free syntax
  "expr"          -> E
  "if" E "then" S+ -> S
  "if" E "then" S+ "else" S+ -> S
  "other"         -> S

```

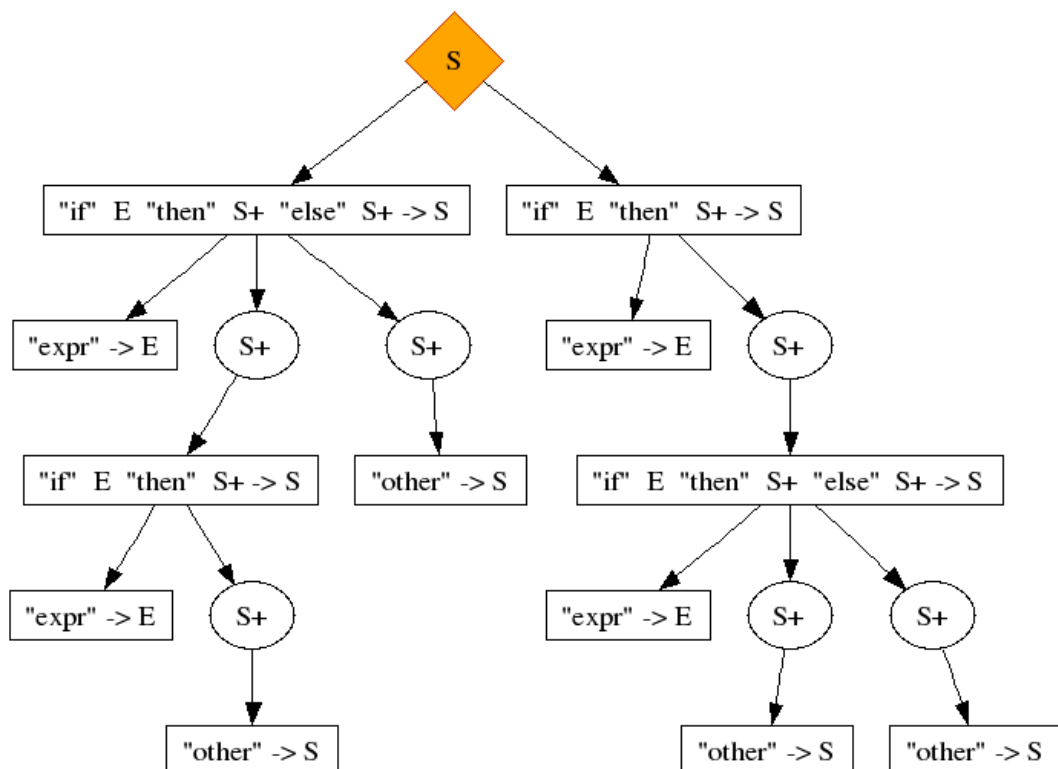
The following string has two derivations:

```

if expr then
if expr then
  other
else
  other

```

Figure 1.15. The two derivations for a dangling else



We can recognize the following **symptoms** in these two trees:

- The top nodes of the derivations have different production rules (this is not always the case in this kind of ambiguity)
- Both trees exercise the same production rules, but in different vertical order
- One of the productions is a prefix of the other,
- and, these two productions are the ones that have swapped vertical order between the two derivations
- In both derivations, the deeply nested statement is the only, or the last, statement of a list of statements

Since the two productions at the top are different here, we may apply the preference attributes. The following definition takes the else branch with the outer if:

```

module DanglingElse

exports
sorts S E

lexical syntax
  [\ \t\n] -> LAYOUT

context-free restrictions
  LAYOUT? -/- [\t\n\ ]

context-free start-symbols
  S

context-free syntax
  "expr"                -> E
  "if" E "then" S+      -> S {avoid}
  "if" E "then" S+ "else" S+ -> S
  "other"               -> S

```

Putting the {avoid} with the other production, will make the parser take the else with the inner if. You may also use the dual of {avoid} which is {prefer}, which works the opposite way.

SDF's priority mechanism are NOT the way to solve this problem. Although we have a vertical order difference here, priorities will not be able to deal with the arbitrary distance between the inner and outer nested statements.

The preference attributes do not work in all cases of dangling else's, or related issues. If the topmost productions are not different, then this construct will not work (we assume here that you have turned off the heuristic filters using "-fe" and "-fi"). Solutions to this are to try and change the grammar such that the top nodes will become different. This is usually done by introducing a "dummy statement terminator", like this:

```

module DanglingElse

exports
sorts S E

lexical syntax
  [\ \t\n] -> LAYOUT

context-free restrictions
  LAYOUT? -/- [\t\n\ ]

```

```

context-free start-symbols
  S

context-free syntax
  "expr"          -> E
  "if" E "then" S+ T    -> S
  "if" E "then" S+ "else" S+ -> S
  "other"         -> S
                  -> T

```

The dummy statement terminator (T) does not have any syntax, is it a nullable. However, it does make sure that any whitespace after the first S+ is allocated to this statement. This is a technical but important detail that will bring both productions to the same level. Note that it is essential to have the following restriction on LAYOUT? to accomplish this.

A different problem with the preference attributes is that they are implemented in the post-parse phase (which may be too slow for you). A faster, but more complex, solution is to use follow restrictions. The following grammar always attributes the else branch to the inner if. This is by the way what most programming languages with a dangling else do:

```

module DanglingElse

exports
sorts S E T

lexical syntax
  [ \ \t\n ] -> LAYOUT

context-free restrictions
  LAYOUT? -/- [ \t\n\ ]

context-free start-symbols
  S

context-free syntax
  "expr"          -> E
  "if" E "then" S+ T    -> S
  "if" E "then" S+ "else" S+ -> S
  "other"         -> S
                  -> T

context-free restrictions
  T -/- [e].[l].[s].[e]

```

The restriction declares that every T that has "else" directly after it, will be filtered. If only one lookahead character is needed, this filter is resolved at parsetable generation time. In this example however, with four character lookahead the parser will check the lookahead at every reduction for T. You are advised to start with more specific (longer) lookaheads, such that you do not filter too much. Especially if "else" is a reserved keyword in the language, the above disambiguation is safe. If it is not a reserved keyword, you may run into trouble later. This disambiguation filters anything that starts with "else" right after the recognition of T; you have been warned! A safer restriction way would be:

```

context-free restrictions
  T -/- [e].[l].[s].[e].[ \t\n\ ]

```

This at least guarantees that you do not filter identifiers that accidentally start with "else".

Note that the follow restrictions can not be used to attribute the dangling else part to the outer if.

Some languages solve the dangling construct by the so-called 'offside rule'. With the offside rule, trees are filtered using the 2-dimensional (row,column) position of the dangling construct. SDF does not have a declarative disambiguation construct for expressing this behavior. You will have to implement a filter yourself. You may use the `addPosInfo` tool to attribute each node in the tree with position information:

```
$ sglr -p MyLanguage.tbl -i myInputString.txt -fe -fi | \  
    addPosInfo -p myInputString.txt -o myOutputTreeWithPosInfo.pt
```